

WHAT IS THIS?



Clue #1: Descrambler
Put the correct letter on top of each matching adjective at the bottom. When the letters are unscrambled, they will make up the clue.

Clue #2: Right or Wrong?
Color in each thumb to show if a VERB in each sentence has been underlined.

Clue #3: Match It Up!
Find each noun's synonym. Color in each matching pair a different color.

Clue #4: Find It!
Circle the sentences that have a pronoun. Read the words you circled from left to right like a book to solve the clue.

Clue #5: Multiple Choice
Choose the correct adverb that matches each description. Then read the bottom.

Circle how many you chose in each box below. Then, read the phrase for a hint about the thief.

How many As did you circle? 1 A = They 2 As = She 3 As = He 4 As = It	How many Bs did you circle? 1 B = no 2 Bs = have 3 Bs = is 4 Bs = can	How many Cs did you circle? 1 C = bag 2 Cs = big 3 Cs = a 4 Cs = the	How many Ds did you circle? 1 D = hat. 2 Ds = ponytail. 3 Ds = blue. 4 Ds = shoes.
---	---	--	--

solve the mystery

The Case of the Missing Pencil

THE LIFETIME LEARNER

The Suspect List

As you solve each clue, cross out the kids who did not commit the crime. The kid left at the end is the culprit.

I'm wearing yellow pants. Zara	I'm wearing a red shirt. Lexi	I'm wearing a green shirt. Asher	I have red shoes. Destiny
I'm wearing blue shoes. Eli	I'm wearing a green hair tie. Camila	I have yellow pants. Darius	I have a blue bow. Nora

Name: _____

THE LIFETIME LEARNER

Students complete a series of clues to figure out who took the missing pencil!

HOW TO PLAY



What Happened?

Oh no! You brought your new pencil to school today but it went missing while you were at recess. It's your job to find out who took the missing pencil.

1. Take a suspect list and then start solving each clue.
2. Each time you solve a clue, you will get closer to discovering who the culprit (thief) is!
3. Cross out wrong suspects each time you find out new information. Good luck!



Clue #1: Descrambler

Put the correct letter on top of each matching adjective at the bottom. When the letters are unscrambled, they will make up the clue.

The thief is not wearing...

Y **E** **L** **L** **O** **W**

An adjective to describe artwork on the wall An adjective to describe your hands when using glue An adjective to describe the pointed end of a pencil An adjective to describe your water bottle An adjective to describe a stack of books An adjective to describe crumpled paper

The Suspect List

As you solve each clue, cross out the kids who did not commit the crime. The kid left at the end is the culprit.

<p>I'm wearing yellow pants.</p> <p>Zara</p>	<p>I'm wearing a red shirt.</p> <p>Lexi</p>	<p>I'm wearing a green shirt.</p> <p>Asher</p>	<p>I have red shoes.</p> <p>Destiny</p>
<p>I'm wearing blue shoes.</p> <p>Eli</p>	<p>I'm wearing a green hair tie.</p> <p>Camila</p>	<p>I have yellow pants.</p> <p>Darius</p>	<p>I have a blue bag.</p> <p>Nora</p>

Name: _____

Each time students solve a clue, it will reveal which suspects to cross off.

When all clues are completed, the mystery of the missing pencil will be solved!

SKILL PRACTICE

- Identify Verbs
- Identify Adjectives
- Identify Nouns
- Identify Pronouns
- Identify Adverbs
- Identify Synonyms

The image shows three overlapping educational worksheets. The top-left worksheet, titled 'Clue #1: Descrambler', features a classroom scene with a desk, a chair, and a board. It asks students to put the correct letter on top of each matching adjective at the bottom. The bottom letters are 'Y' and 'E'. The top-right worksheet, titled 'Clue #2: Right or Wrong?', asks students to color in thumbs to show if a verb in each sentence has been underlined. The bottom-left worksheet, titled 'Clue #3: Match It Up!', asks students to find each noun's synonym and color in each matching pair a different color. The nouns are: backpack, worksheet, marker, quiz, paper, binder, bow, bookbag, test, highlighter, and folder. The 'bow' is circled. Below the nouns, there are two questions: 'What word does NOT have a match? Write it on the line.' and 'The thief does not have a _____.' The word 'bow' is written in the blank.

All clues focus on reviewing basic parts of speech!

MULTIPLE VERSIONS



Print & Digital Forms

Clue #1: Descrambler
Put the correct letter on top of each matching adjective at the bottom. When the letters are unscrambled, they will make up the clue.

Clue #2: Right or Wrong?
Color in each thumb to show if a VERB in each sentence has been underlined.

Clue #3: Match It Up!
Find each noun's synonym. Color in each matching pair a different color.

3 Clue Version

What word does NOT have a match? Write it on the line. bow

The thief does not have a bow.

Clue #1: Descrambler
Put the correct letter on top of each matching adjective at the bottom. When the letters are unscrambled, they will make up the clue.

Clue #2: Right or Wrong?
Color in each thumb to show if a VERB in each sentence has been underlined.

Clue #3: Match It Up!
Find each noun's synonym. Color in each matching pair a different color.

Clue #4: Find It!
Circle the sentences that have a pronoun. Read the words you circled from left to right like a book to solve the clue.

Clue #5: Multiple Choice
Choose the correct adverb that matches each description. Then read the bottom.

5 Clue Version

Circle how many you chose in each box below. Then, read the phrase for a hint about the thief.

How many As did you circle? 1 A = They 2 As = He 3 As = He 4 As = It	How many Bs did you circle? 1 B = no 2 Bs = have 3 Bs = is 4 Bs = can	How many Cs did you circle? 1 C = bag 2 Cs = big 3 Cs = a 4 Cs = the	How many Ds did you circle? 1 D = hat. 2 Ds = ponytail. 3 Ds = blue. 4 Ds = shoes.
--	---	--	--

Clue #4: Find It!
Circle the sentences that have a pronoun. Read the words you circled from left to right like a book to solve the clue.

<u>the</u> She packed her lunchbox this morning.	<u>girl</u> The teacher wrote the rules on the board.	<u>boy</u> The classroom walls had colorful posters.	<u>thief</u> I brought my crayons for art class.
<u>stand</u> A new student joined the class today.	<u>is</u> We found our seats in the classroom.	<u>not</u> You will like the new reading corner.	<u>sitting</u> He sharpened his pencil before math.
<u>pants</u> Lunchboxes sat in a row on the shelf.	<u>down</u> They lined up at the door after recess.	<u>green</u> The backpack hung on the hook.	<u>tie</u> The bell rang at the start of school.

Write the phrase on the line. Cross the wrong people off your list.

THE THIEF IS NOT SITTING

Clue #4: Find It!
Circle the sentences that have a pronoun. Read the words you circled from left to right like a book to solve the clue.


<u>the</u> She packed her lunchbox this morning.	<u>girl</u> The teacher wrote the rules on the board.	<u>boy</u> The classroom walls had colorful posters.	<u>thief</u> I brought my crayons for art class.
<u>stand</u> A new student joined the class today.	<u>is</u> We found our seats in the classroom.	<u>not</u> You will like the new reading corner.	<u>sitting</u> He sharpened his pencil before math.
<u>pants</u> Lunchboxes sat in a row on the shelf.	<u>down</u> They lined up at the door after recess.	<u>green</u> The backpack hung on the hook.	<u>tie</u> The bell rang at the start of school.

Write the phrase on the line. Cross the wrong people off your list.

THE THIEF IS NOT SITTING DOWN

Short & Long Options

FAST FINISHER ACTIVITY





If students finish early, give them a certificate of completion and a directed drawing to complete while others continue working.

GRAMMAR MYSTERY BENEFITS



- No Prep
- Print and Digital Versions
- 3 & 5 Clue Options
- Fun and Engaging
- Easy to Differentiate
- Encourages Critical Thinking
- Aligns with Grammar Standards
- Perfect for Review Days

 **Clue #4: Find It!** 

Circle the sentences that have a pronoun.
Read the words you circled from left to right like a book to solve the clue.

the She packed her lunchbox this morning.	girl The teacher wrote the rules on the board.	boy The classroom walls had colorful posters.	thief I brought my crayons for art class.
stand A new student joined the class today.	is We found our seats in the classroom.	not You will like the new reading corner.	sitting He sharpened his pencil before math.
pants Lunchboxes sat in a row on the shelf.	down They lined up at the door after recess.	green The backpack hung on the hook.	tie The bell rang at the start of school.

Write the phrase on the line. Cross the wrong people off your list.

THE THIEF IS NOT SITTING DOWN

THE LIFETIME LEARNER

In grades 2-5, this works well in small groups, partners, or teams.

This is great for building teamwork skills during the back to school season.

WHY TEACHERS LOVE THESE!

Ordinary grammar worksheets can be boring and unoriginal.

You want activities that are fun and engaging, but also rigorous and meaningful to student learning.

GRAMMAR MYSTERIES ARE EXACTLY WHAT YOU'VE BEEN LOOKING FOR!

Clue #1: Descrambler
Put the correct letter on top of each matching adjective at the bottom.

Clue #2: Right or Wrong?
Color in each thumb to show if a VERB in each sentence has been underlined.

Clue #3: Match It Up!
Find each noun's synonym. Color in each matching pair a different color.

Clue #4: Find It!
Circle the sentences that have a pronoun. Read the words you circled from left to right like a book to solve the clue.

Clue #5: Multiple Choice
Choose the correct adverb that matches each description. Then read the bottom.

Circle how many you chose in each box below. Then, read the phrase for a hint about the thief.

The Detective Agency sends congratulations to:

Lindsay

You solved the mystery!

11/2 Date Presented by: AW

LET'S DRAW...
an apple

LET'S DRAW...
an acorn

The Suspect List

As you solve each clue, cross out the kids who did not commit the crime. The kid left at the end is the culprit.

Zara, Lexi, Asher, Destiny, Eli, Camila, Darius, Nora

solve the mystery

The Case of the Missing Pencil

WHAT MAKES READING MYSTERIES UNIQUE?



Reading Mysteries aren't just a copy of Math Mysteries!

They have brand-new clues, focus on reading skills, and even feature a different conclusion to the mystery.

The only thing that stays the same is the list of suspects students start with!

So, if you have both, students can play during math and then again during reading for double the fun.

Reading

Example of Clue 1

Math

Clue #1: Descrambler

Put the correct letter on top of each matching adjective at the bottom. When the letters are unscrambled, they will make up the clue.

The thief is not wearing...

Y E L L O W

An adjective to describe artwork on the wall. An adjective to describe your hands when using glue. An adjective to describe the pointed end of a pencil. An adjective to describe your water bottle. An adjective to describe a stack of books. An adjective to describe crumpled paper.

Clue #1: Picture Decoder

Find each answer. Then, draw a line to each match. Last, use the decoder at the bottom to solve the clue.

48	15	36	81	72	12	60	64	30

15	64	12	30	81	72	36	60	48
5×3	8×8	2×6	10×3	9×9	6×2	4×9	6×10	12×4

N O B O O K B A G

The culprit has...

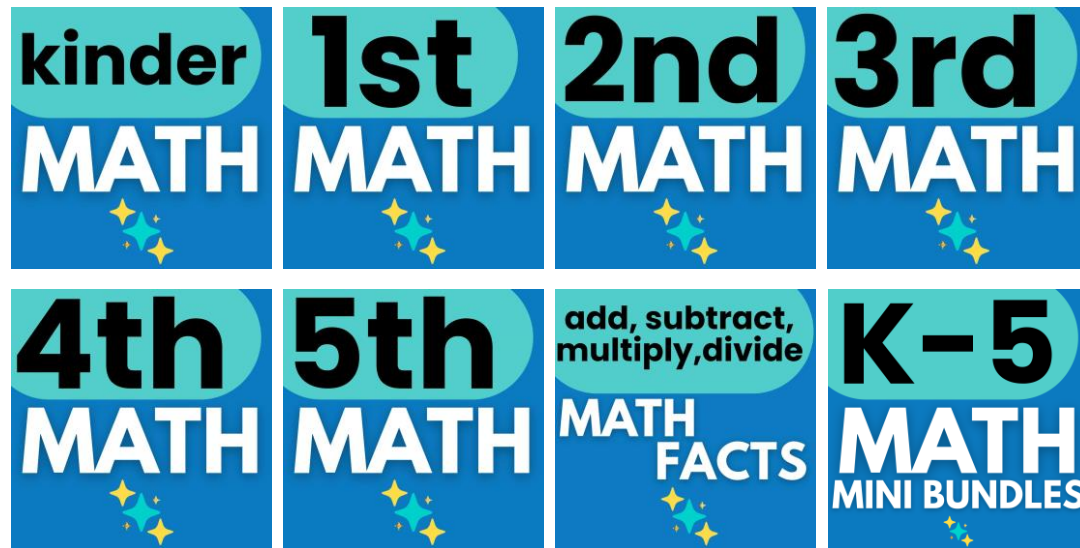
A =	G =	M =	S =	Y =
B =	H =	N =	T =	Z =
C =	I =	O =	U =	
D =	J =	P =	V =	
E =	K =	Q =	W =	
F =	L =	R =	X =	

Use this decoder to help you figure out what letter is equal to each picture.

KEEP THE FUN GOING!

GRAB A MATH MYSTERY:

Math Mysteries aren't just a copy of reading. They come with fresh clues, unique math challenges, and a new culprit, so students are solving an entirely different case!



MORE READING MYSTERIES:

Explore other grade levels to differentiate and keep every student engaged.



**BUY A BUNDLE
TO SAVE BIG!**

