

WHAT IS THIS?

The image displays a collection of winter-themed educational materials. At the top left is a white pencil case with black polka dots and a silver zipper. To its right are several blue snowflake cutouts. Further right is a blue spiral-bound notebook with the text 'Subject Notebook' and 'Unit 1' visible. In the center, five clue cards are stacked. The top card is titled 'solve the mystery' and 'The Case of the Winter Snowman'. Below it are five clue cards: 'Clue #1: Fill in the Blank', 'Clue #2: Word Hunt', 'Clue #3: Winter Animals', 'Clue #4: Error Analysis', and 'Clue #5: Read It Like a Book'. To the right of these cards is a purple-bordered card titled 'Which Snowman is Mine?' featuring eight snowman illustrations, seven of which are crossed out with a large 'X', leaving only 'Snowman #8' as the correct answer.

Clue #1: Fill in the Blank

up ☐ does ☐ stick ☐ two ☐ six ☐ four

Clue #2: Word Hunt

Read the bottom.

Clue #3: Winter Animals

Which animal has the correct answer? Circle it.

If the bunny has more correct, cross out the top row.
If the bird has more correct, cross out the bottom row.

There are _____ icicles on the roof.
There is a _____ of mittens.

Clue #4: Error Analysis

Each snowman is looking for a different kind of noun. Put a check or an X on each sentence.
Read the hint from the snowman with the most correct answers. You will cross one snowman out.

The snowman has a scarf. ☐ The snowman is holding a stick. ☐ The snowman is wearing a hat. ☐

Clue #5: Read It Like a Book

Color the boxes where the correct adjective was used. Cross out the boxes that are wrong.
Read the words at the top of each box you colored from left to right like a book to solve the clue.

Singular Noun	Adjective	Box
no	the	em
has	stick	smile
scarf	round	big
head		

Write the phrase on the line. Cross the wrong snowman off your list.

the snowman has a round head

Which Snowman is Mine?


As you solve each clue, cross out the wrong answers. The snowman left at the end is the one I built!

Snowman #1	Snowman #2	Snowman #3	Snowman #4
<input checked="" type="checkbox"/>	<input checked="" type="checkbox"/>	<input checked="" type="checkbox"/>	<input checked="" type="checkbox"/>
<input checked="" type="checkbox"/>	<input checked="" type="checkbox"/>	<input checked="" type="checkbox"/>	<input checked="" type="checkbox"/>
<input checked="" type="checkbox"/>	<input checked="" type="checkbox"/>	<input checked="" type="checkbox"/>	<input checked="" type="checkbox"/>
<input checked="" type="checkbox"/>	<input checked="" type="checkbox"/>	<input checked="" type="checkbox"/>	<input checked="" type="checkbox"/>

Name: _____

Students complete a series of clues to figure out which is the mystery snowman!

HOW TO PLAY



What Happened?

Lots of kids who live in the neighborhood built a snowman for everyone to see. Can you figure out which one I built? Solve the clues to figure out the mystery and reveal which snowman belongs to me!

1. Take a snowman list and then start solving each clue.
2. Each time you solve a clue, you will get closer to discovering which snowman is mine.
3. Cross out wrong snowmen each time you find out new information. Good luck!



THE LIFETIME LEARNER

Clue #1: Fill in the Blank



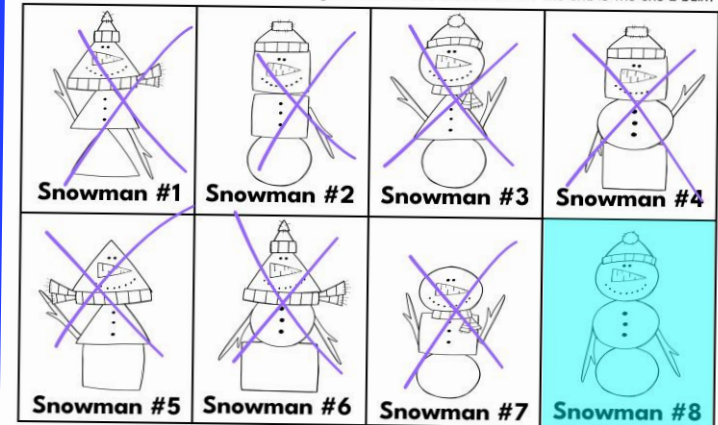
Match up each prepositional phrase below with the correct picture above. Then write the word in each box.

Word:	Word:	Word:
It's <u>above</u> his head.	It spins <u>around</u> the pole.	He stands <u>in between</u> them.
It is <u>in front of</u> the pile.	He is <u>on top of</u> it!	He's standing <u>on the right</u> .
They hop <u>over</u> it.	He's standing <u>on the left</u> .	He stands <u>behind</u> it.

When you are done, read the words in order from top to bottom ↓ in each row to figure out the clue.

Which Snowman is Mine?

As you solve each clue, cross out the wrong answers. The snowman left at the end is the one I built!



Name: _____

THE LIFETIME LEARNER

Each time students solve a clue, it will reveal what snowman to cross out.
When all clues are completed, the mystery of the winter snowman will be solved!

SKILL PRACTICE

Parts of Speech Review:

- Nouns
- Verbs
- Adjectives
- Adverbs
- Prepositions

The image shows three overlapping worksheets designed for winter-themed parts of speech review. The top-left worksheet, titled 'Clue #1: Fill in the Blank', features a grid of winter-related items and their corresponding parts of speech. Below the grid, there are three sentences with blanks for prepositions: 'It's above his head!', 'It is in front of the pile.', and 'They hop over it.'. The top-right worksheet, titled 'Clue #3: Winter Animals', contains several sentences with blanks for nouns and verbs, such as 'There is a _____ of mittens.' and 'The bird has _____ twigs.'. The bottom worksheet, titled 'Clue #2: Word Hunt', features a word search grid with various winter-related words. Below the grid, there is a list of verbs to be crossed out: skating, fishing, sleeping, sipping, building, sledding, tanning, rolling, running, and skiing. The worksheet also includes a sentence: 'The snowman is not made up of all triangles'.

Clue #1: Fill in the Blank

Match up each prepositional phrase

Word: _____

It's above his head! _____

It is in front of the pile. _____

They hop over it. _____

When you are done, read the words.

Clue #2: Word Hunt

Read the bottom.

Cross out the following verbs:

<input type="checkbox"/> skating	<input type="checkbox"/> fishing
<input type="checkbox"/> sleeping	<input type="checkbox"/> sipping
<input type="checkbox"/> building	<input type="checkbox"/> sledding
<input type="checkbox"/> tanning	<input type="checkbox"/> rolling
<input type="checkbox"/> running	<input type="checkbox"/> skiing

The snowman is not made up of all triangles.

Clue #3: Winter Animals

If the bunny has more correct, cross out the top row.
If the bird has more correct, cross out the bottom row.

There is a _____ of mittens.

The bird has _____ twigs.

There is _____ fire in the fireplace.

My mug has _____ marshmallows.

There are _____ few.

All clues focus on reviewing parts of speech!

MULTIPLE VERSIONS

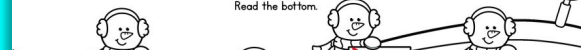


Print & Digital Forms

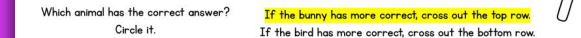
Clue #1: Fill in the Blank



Clue #2: Word Hunt




Clue #3: Winter Animals

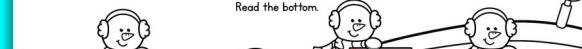


3 Clue Version

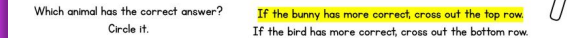
Clue #1: Fill in the Blank




Clue #2: Word Hunt



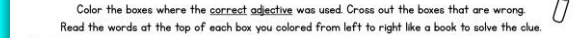
Clue #3: Winter Animals



Clue #4: Error Analysis


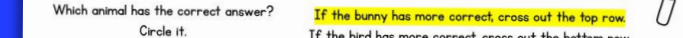


Clue #5: Read It Like a Book


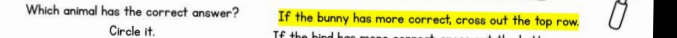


5 Clue Version

Clue #3: Winter Animals

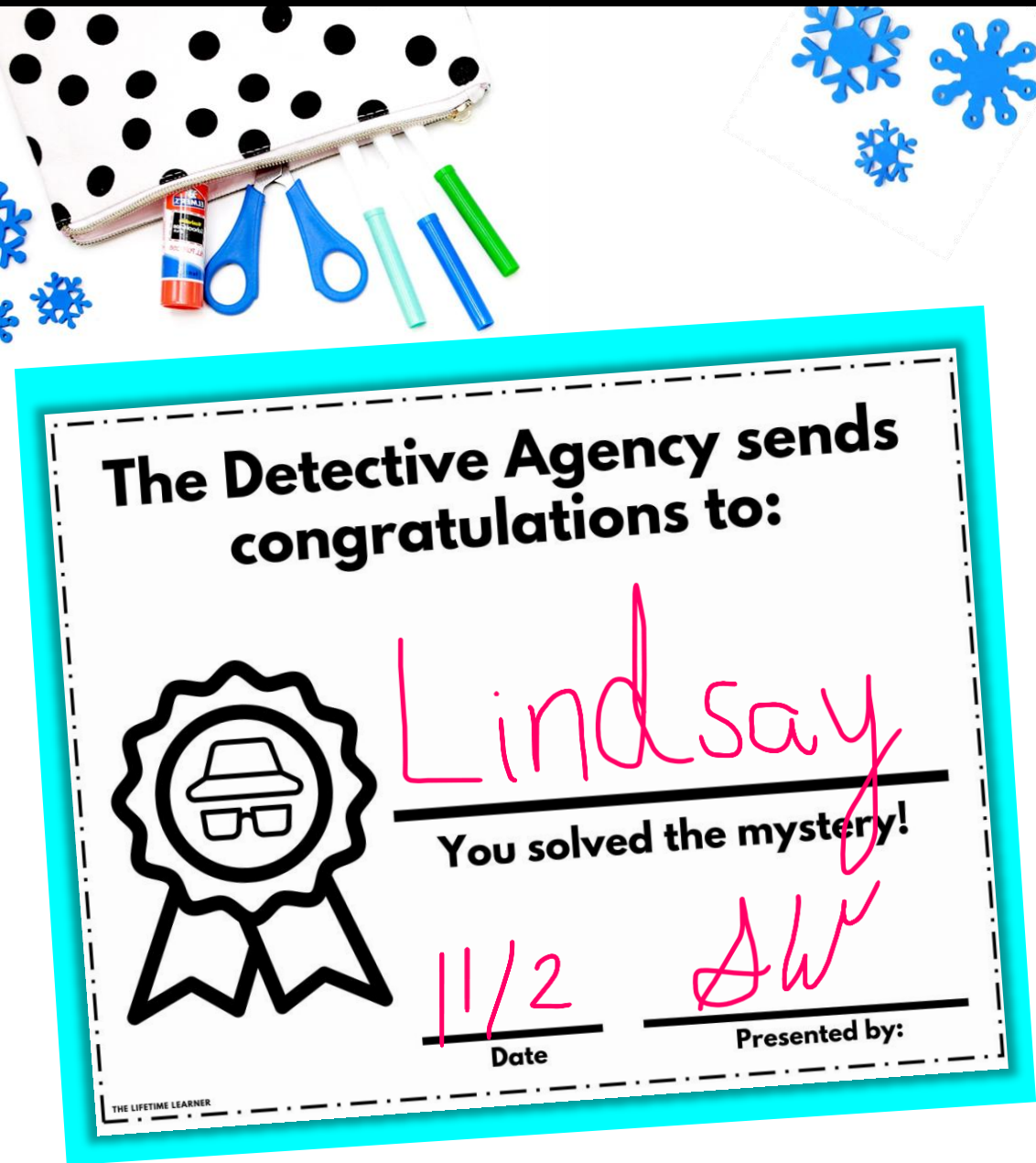


Clue #3: Winter Animals




Short & Long Options

FAST FINISHER ACTIVITY




If students finish early, give them a certificate of completion and a directed drawing to complete while others continue working.




GRAMMAR MYSTERY BENEFITS



- No Prep
- Print and Digital Versions
- 3 & 5 Clue Options
- Fun and Engaging
- Easy to Differentiate
- Encourages Critical Thinking
- Aligns with Grammar Standards
- Perfect for Review Days

Clue #4: Error Analysis 

Each snowman is looking for a different kind of noun. Put a check or an X on each sentence.
Read the hint from the snowman with the most correct answers. You will cross one snowman out.

Singular Nouns  One noun	Plural Nouns  More than one noun	Possessive Nouns  Shows it belongs to someone
<input checked="" type="checkbox"/> I lost a mitten in the snow.	<input checked="" type="checkbox"/> The mittens were drying by the fire.	<input checked="" type="checkbox"/> The mitten's button popped off.
<input checked="" type="checkbox"/> A snowflake landed on my nose.	<input checked="" type="checkbox"/> Snowflakes fell softly from the sky.	<input checked="" type="checkbox"/> The snowflake's shape melted quickly.
<input checked="" type="checkbox"/> The sleds were lined up at the top.	<input checked="" type="checkbox"/> We took a sled down the hill.	<input checked="" type="checkbox"/> The sled's handle was broken.
<input checked="" type="checkbox"/> Bright scarves hung on the hooks.	<input checked="" type="checkbox"/> The scarf's tassel got caught in the zipper.	<input checked="" type="checkbox"/> She wrapped a scarf around her neck.

THE LIFETIME LEARNER

This works well for grades 2-5 in partners, teams, or even in small groups at the teacher table!

WHY TEACHERS LOVE THESE!

Ordinary grammar worksheets can be boring and unoriginal.

You want activities that are fun and engaging, but also rigorous and meaningful to student learning.

GRAMMAR MYSTERIES ARE EXACTLY WHAT YOU'VE BEEN LOOKING FOR!

Clue #1: Fill in the Blank

up does stick two six four

Clue #2: Word Hunt
Read the bottom.

Clue #3: Winter Animals
Which animal has the correct answer? Circle it.
If the bunny has more correct, cross out the top row.
If the bird has more correct, cross out the bottom row.

Clue #4: Error Analysis
Each snowman is looking for a different kind of noun. Put a check or an X on each sentence. Read the hint from the snowman with the most correct answers. You will cross one snowman out.

Clue #5: Read It Like a Book
Color the boxes where the correct adjective was used. Cross out the boxes that are wrong. Read the words at the top of each box you colored from left to right like a book to solve the clue.

no The bored girl snowboarded down the hill.	the The excited boy is holding a sled.	arm The bright girl has many stars.	snowman The girl spins on her sharp ice skates.
has The sleepy bear is curled up in the cold.	stick The dog wears a spiky hat.	a The cold kid is shivering in the wind.	smile The boy spins on the hot drink.
scarf The mad girl skates away.	round We go down the hill in the small sled.	big The sad kid slides down the hill.	head The strong girl pulls the boy up the hill.

Write the phrase on the line. Cross the wrong snowman off your list.
the snowman has a round head

The Detective Agency sends congratulations to:

Lindsay

You solved the mystery!

11/2 **AW**

Date Presented by:

LET'S DRAW...
a jacket

1 2 3
4 5 6

LET'S DRAW...
a penguin

1 2 3
4 5 6

Which Snowman is Mine?

As you solve each clue, cross out the wrong answers. The snowman left at the end is the one I built!

Snowman #1	Snowman #2	Snowman #3	Snowman #4
Snowman #5	Snowman #6	Snowman #7	Snowman #8

Name:

solve the mystery

THE LIFETIME LEARNER

The Case of the Winter Snowman

WHAT MAKES READING MYSTERIES UNIQUE?

Reading Mysteries aren't just a copy of Math Mysteries!

They have brand-new clues, focus on reading skills, and even feature a different conclusion to the mystery.

The only thing that stays the same is the list of suspects students start with!

So, if you have both, students can play during math and then again during reading for double the fun.

Reading

Clue #1: Fill in the Blank

up	does	stick	two	six	four
made	hat	five	down	snowman	arms
leg	scarf	I	one	the	

Read the phrase below with the correct picture above. Then write the word in each box.

his head	the	It spins around the pole.	made	He stands in between them.	two
It is in front of the pile.	snowman	He is on top of it!	does	He's standing on the right.	stick
They hop over it.	I	He's standing on the left.	have	He stands behind it.	arms

When you are done, read the words in order from top to bottom in each row to figure out the clue.

Example of Clue 1

Math

Clue #1: Descrambler

Solve each question. When the letters are unscrambled, they will make up the clue.

$5+6$ 11	L	$4+12$ 16	R	$3+7$ 10	E
$7+1$ 8	C	$5+3$ 8	I	$10+4$ 14	C

Place the correct letter on top of each matching answer.

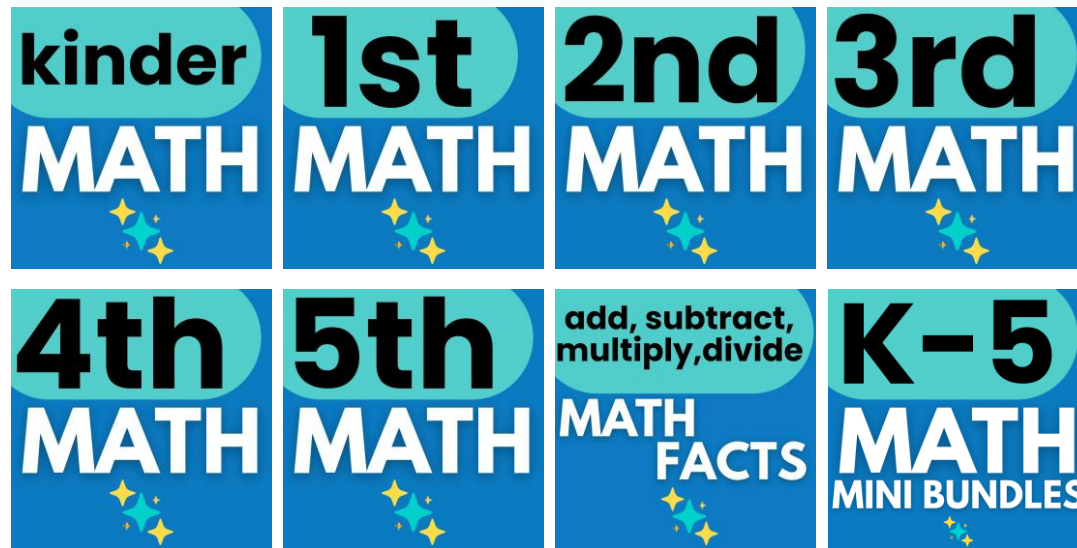
My snowman's body has at least one:

C	I	R	C	L	E
14	8	16	7	11	10

KEEP THE FUN GOING!

GRAB A MATH MYSTERY:

Math Mysteries aren't just a copy of reading. They come with fresh clues, unique math challenges, and a new culprit, so students are solving an entirely different case!



MORE READING MYSTERIES:

Explore other grade levels to differentiate and keep every student engaged.



**BUY A BUNDLE
TO SAVE BIG!**

