





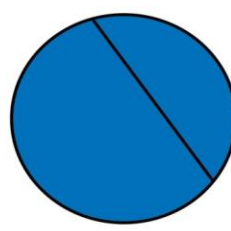
HALVES & FOURTHS

1ST GRADE MATH




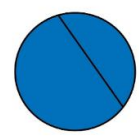
YES OR NO?

Tell if the shape was split correctly into **EQUAL** pieces.
Write yes or no in the box.



YES OR NO?

Tell if the shape was split correctly into **EQUAL** pieces.
Write yes or no in the box.



© The Lifetime Learner

✓ 4 GAMES
✓ PRINTABLE
✓ DIGITAL

Get an **up close look**
at both versions
(**print and digital**)
on the next
few pages!

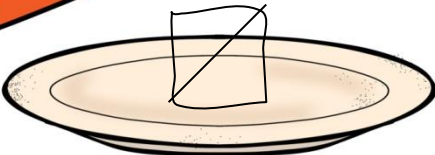
GAME #1

1.G.3

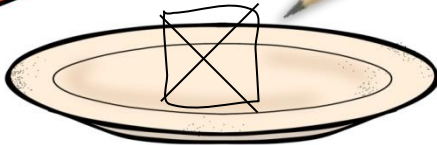
HUNGRY FOR FRACTIONS



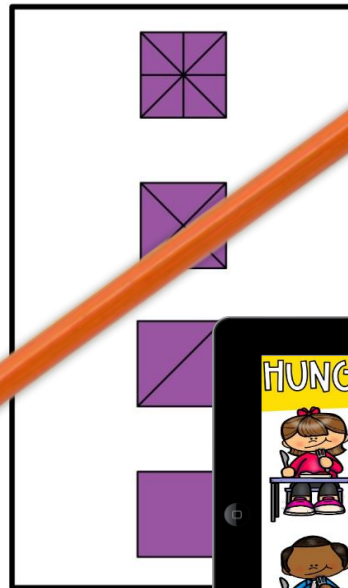
I want my sandwich cut in half.



I want my sandwich cut in fourths.



Give each kid what they would like to eat.



ITION BOOK


HUNGRY FOR FRACTIONS



Uh oh! I have 2 cookies. Half of my cookies have a bite taken out of them!



Uh oh! I have four cookies. One quarter of the cookies have a bite taken out of it.



Give each kid what they would like to eat.

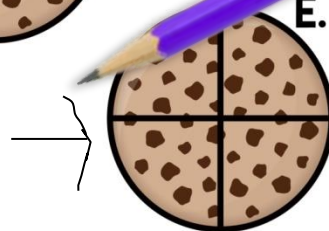
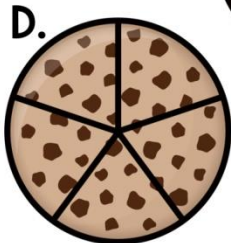


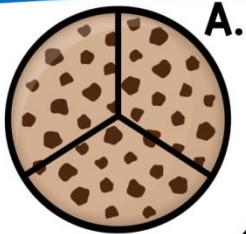
© The Lighthouse Learning

Students draw the fraction of what each kid would like to eat.

GAME #2

1.G.3

RAID THE FRIDGE

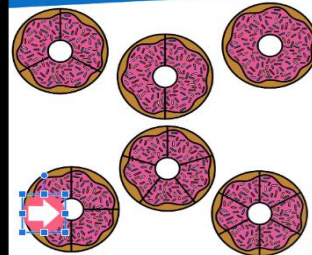


Find the food
split into
quarters.

Put an arrow
next to it.

ION BOOK

RAID THE FRIDGE



Find the food
split into
fourths.

Put an arrow
next to it.



Student draw an arrow next
to the correct answer.

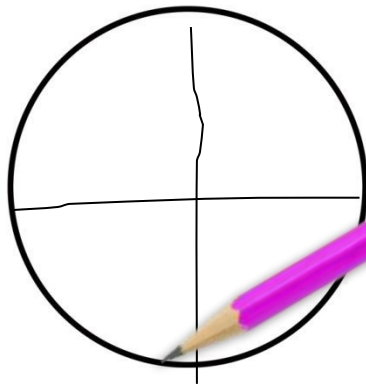
GAME #3

1.G.3

SPLIT IT!

CARD #1

Cut the shape in quarters.




Draw lines to split the shape.

© The Lifetime

SPLIT IT!

Cut the shape in fourths.



Use the lines to cut the shape.

© The Lifetime Learner

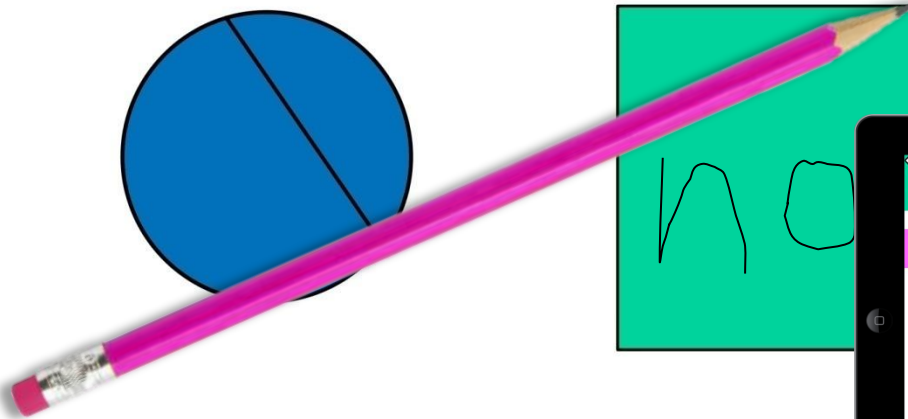

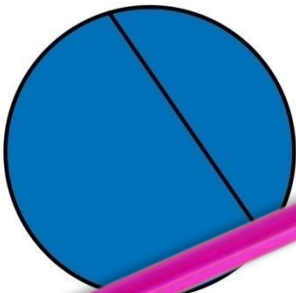
Students draw lines to split the shape
based on the directions.

GAME #4

1.G.3

YES OR NO?

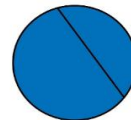
Tell if the shape was split correctly into **EQUAL** pieces.
Write **yes** or **no** in the box.



ION BOOK

YES OR NO?

Tell if the shape was split correctly into **EQUAL** pieces.
Write **yes** or **no** in the box.



© The LifeSize Learner

Students write **yes** or **no** in the box.

RECORDING SHEETS

FOR ALL 4 PRINTABLE GAMES

Yes or No: Recording Sheet

1. no	2.	3.	4.
5.	6.	7.	8.
9.	10.	11.	

Write yes or no in each box.

© The Lifetime Learner



Students can easily record answers.

SIMPLE TO USE

Multiple Choice: Recording Sheet			
1.	2.	3.	4.
5.	6.	7.	8.
9.	10.	11.	

Write the correct answer in each box.

© The Lifetime Learner

YES OR NO?	
Tell if the shape was split correctly into EQUAL pieces. Write yes or no in the box.	
	
CARD #2	

© The Lifetime Learner

Multiple Choice: Answer Key			
1. A	2. D	3. A	4. D
5. D	6. C	7. A	8. B
9. D	10. D	11. A	

Write the correct answer in each box.

© The Lifetime Learner

- 11 Task Cards per game
- Recording Sheets
- Answer Keys
- Color Versions
- Black and White Versions
- Digital Versions

All 4 printable games come with 11 labeled cards, a recording sheet, and answer key.

2 VERSIONS

OF EVERY PRINTABLE GAME

SPLIT IT!

CARD #2

Cut the shape in half.



Draw lines to split the shape.

© The Lifetime

COLOR

B&W

SPLIT IT!

CARD #2

Cut the shape in half.



Draw lines to split the shape.

© The Lifetime Learner

Each game comes with 2 versions so you can pick the version that works best for your classroom!

WHY BUY?

- ✓ **fun and engaging**
- ✓ **aligned to common core**
- ✓ **easy to use format**
- ✓ **Print (B&W/color)**
- ✓ **Digital (Google Slides™)**
- ✓ **no prep**
- ✓ **40+ slides**
- ✓ **40+ task cards**

Buy the Bundle and Save Big!

1ST GRADE MATH: THE BUNDLE

