




NONSTANDARD MEASUREMENT

1ST GRADE MATH



HOW TALL?


Answer: 5



How tall the object is using the snap cubes.
How many snap cubes tall it is in the box.

HOW TALL?

Answer: 4



Measure how tall the object is using the snap cubes.
Tell how many snap cubes tall it is in the box.

© The Lifetime Learner


- ✓ 4 GAMES
- ✓ PRINTABLE
- ✓ DIGITAL

Get an **up close look**
at both versions
(print and digital)
on the next
few pages!

GAME #1

1.MD.2

HOW TALL?



Answer:

5

ION BOOK

Measure how **tall** the object is using the snap cubes.
Tell **how many snap cubes tall** it is in the box.

© The Life

HOW TALL?



Answer:

4

Measure how **tall** the object is using the snap cubes.
Tell **how many snap cubes tall** it is in the box.

© The Life-Saver Learner

Students write how tall each object is in the green box using snap cubes.

GAME #2

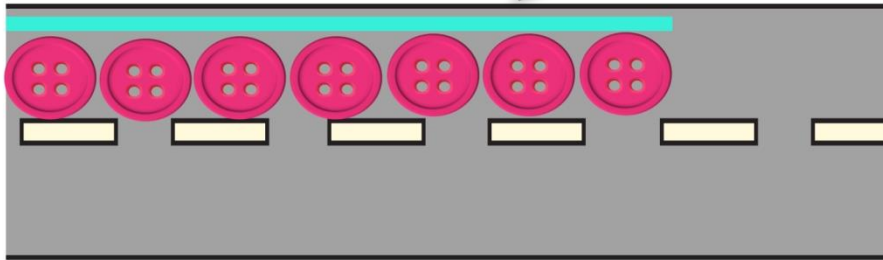
1.MD.2

MEASURE THE LINE

Whoops! Looks like someone spilled some paint on the road.
Measure how long the line is using the objects below.

Answer:

7



Write the answer in the box provided.

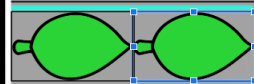
© The Little Learner

MEASURE THE LINE

Whoops! Looks like someone spilled some paint on the road.
Measure how long the line is using the objects below.

Answer:

2



Type the answer in the box provided.

© The Little Learner

Students write how many buttons long
each line was in the box.

GAME #3

1.MD.2

MEASURE THE OBJECT



Answer:

3

Tell **how many paper clips long** each object is in the box.

© The

MEASURE THE OBJECT



Answer:

4



Measure how long the object is using the buttons.
Tell **how many buttons long** it is in the box.

© The Lighthouse Learner


Students write how many paper clips long each object is.

GAME #4

1.MD.2

MULTIPLE CHOICE

Use the objects
to measure how
long the line is.

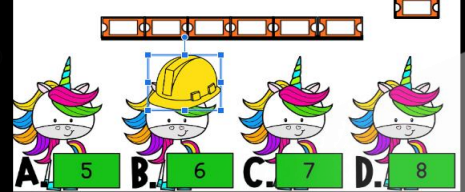


Choose which unicorn has the correct answer.

© The Life

MULTIPLE CHOICE

Use the objects
to measure how
long the line is.



Give the unicorn with the correct answer
the construction hat.

© The Life

Students circle the correct answer.

RECORDING SHEETS

FOR ALL 4 GAMES

Multiple Choice: Recording Sheet

1. B	2.	3.	4.
5.	6.	7.	8.
9.	10.	11.	

Write the letter of the correct answer in each box.

© The Lifetime Learner

Students can easily record answers.

SIMPLE TO USE

Multiple Choice: Recording Sheet			
1.	2.	3.	4.
5.	6.	7.	8.
9.	10.	11.	

Write the correct answer in each box.

© The Lifetime Learner

MULTIPLE CHOICE

Use the objects to measure how long the line is.

Choose which unicorn has the correct answer.

CARD #2

© The Lifetime Learner

Multiple Choice: Answer Key			
1. A	2. D	3. A	4. D
5. D	6. C	7. A	8. B
9. D	10. D	11. A	

Write the correct answer in each box.

© The Lifetime Learner

- 11 Task Cards per game
- Recording Sheets
- Answer Keys
- Color Versions
- Black and White Versions
- Digital Versions

All 4 printable games come with 11 labeled cards, a recording sheet, and answer key.

2 VERSIONS

OF EVERY PRINTABLE GAME

MULTIPLE CHOICE

Use the objects
to measure how
long the line is.



Choose which unicorn has the correct answer.

CARD #2


© The Lifetime Learner

COLOR

B&W

MULTIPLE CHOICE

Use the objects
to measure how
long the line is.



Choose which unicorn has the correct answer.

CARD #2

© The Lifetime Learner

Each game comes with 2 versions so you can pick the version that works best for your classroom!

WHY BUY?

- ✓ **fun and engaging**
- ✓ **aligned to common core**
- ✓ **easy to use format**
- ✓ **Print (B&W/color)**
- ✓ **Digital (Google Slides™)**
- ✓ **no prep**
- ✓ **40+ slides**
- ✓ **40+ task cards**

Buy the Bundle and Save Big!

1ST GRADE MATH: THE BUNDLE

