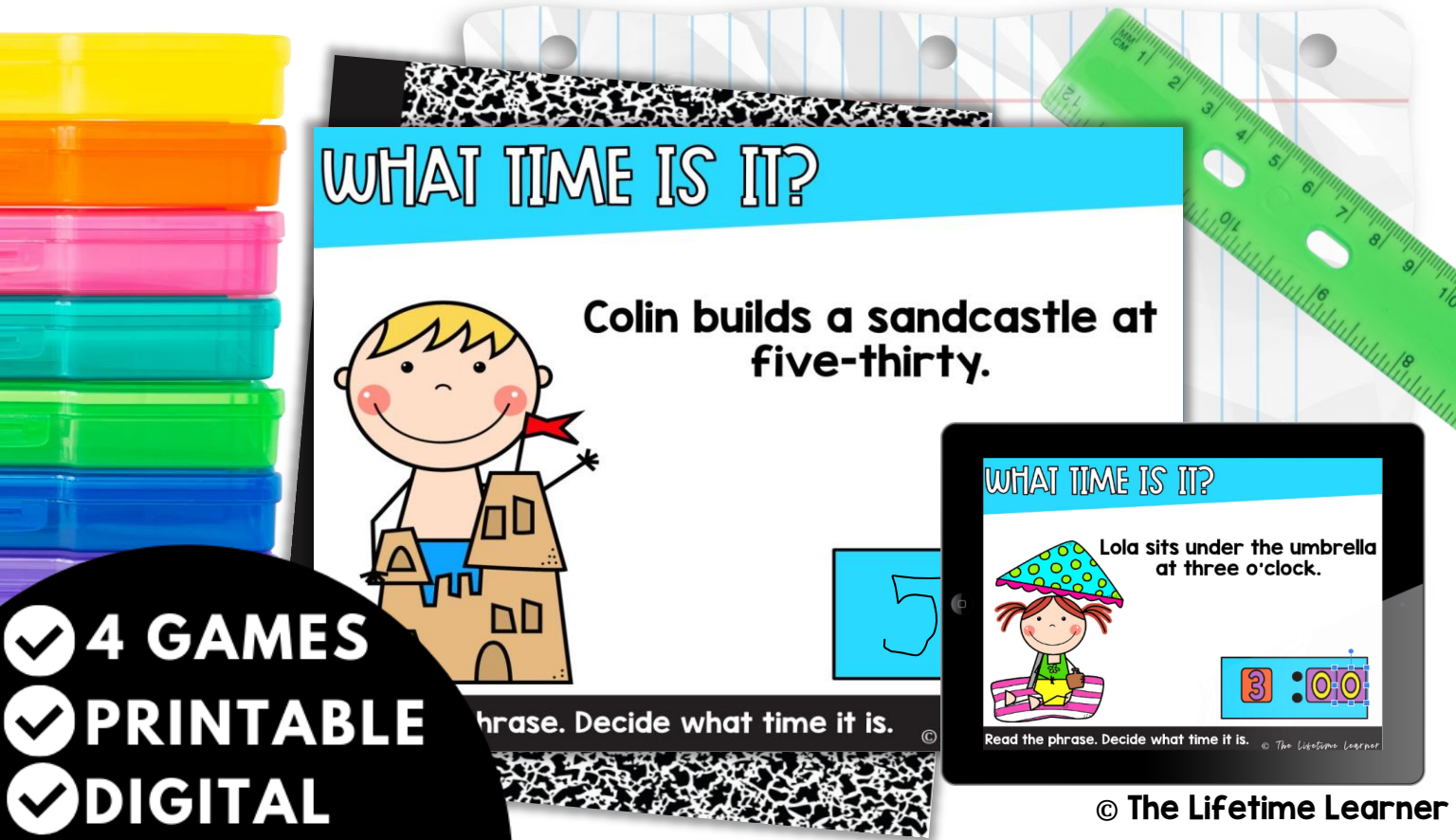


TELLING TIME TO THE HALF HOUR

1ST GRADE MATH



WHAT TIME IS IT?



Colin builds a sandcastle at
five-thirty.



phrase. Decide what time it is.

WHAT TIME IS IT?



Lola sits under the umbrella
at three o'clock.



Read the phrase. Decide what time it is. © The Lifetime Learner

✓ 4 GAMES
✓ PRINTABLE
✓ DIGITAL

© The Lifetime Learner

Get an **up close look**
at both versions
(print and digital)
on the next
few pages!

GAME #1

1.MD.3

BUILD THE TIME



Have the clock show **5:30 PM.**

© The Life

BUILD THE TIME



Have the clock show **5:30 PM.**


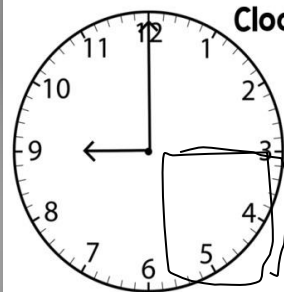
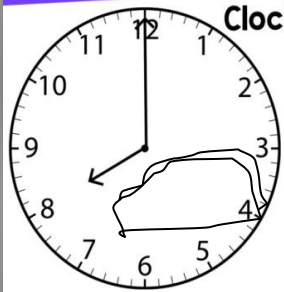
© The Lifesize Learner

Students fill in each clock with the correct time.

GAME #2

1.MD.3

MEAL TIME



The restaurant serves a piece of chicken at 7:00 PM.

The restaurant serves a taco at 7:00 PM.

The restaurant serves a sandwich at 9:00 PM.

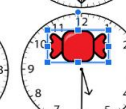


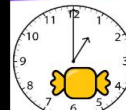
The restaurant serves a cup of ice cream at 10:00 PM.

Draw the correct food on each clock.

© The Lifetime

POSITION BOOK

MEAL TIME



The candy shop sells a piece of purple candy at 8:30 AM.

The candy shop sells a piece of yellow candy at 1:00 PM.

The candy shop sells a piece of orange candy at 2:00 PM.

The candy shop sells a piece of red candy at 5:30 PM.

Place the food on the clock it goes with.

© The Lifetime Learner

Students draw the correct food that goes with each clock.

GAME #3

1.MD.3

WHAT TIME IS IT?



Colin builds a sandcastle at
five-thirty.



Read the phrase. Decide what time it is.

© The Little Learner

ON BOOK

WHAT TIME IS IT?



Lola sits under the umbrella
at three o'clock.



Read the phrase. Decide what time it is.

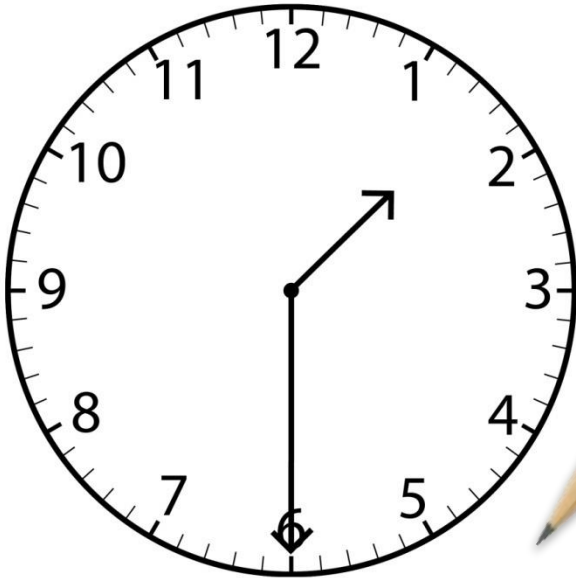
© The Little Learner

Students write the time in the blue box.

GAME #4

1.MD.3

WRITE IT!

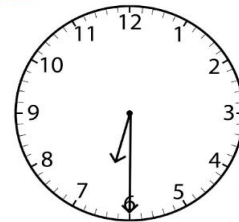


Write what time it is on each clock by filling in the box.

© The Life



DRAG AND DROP



Drag and drop the numbers in the red box to show the time on the clock.

© The Lifetime Learner

Students fill in the red box with the correct time.

RECORDING SHEETS FOR ALL 4 GAMES

Write It: Recording Sheet

1. 1:30	2.	3.	4.
5.		7.	8.
9.	10.	11.	

Tell what time it is in each box.

© The Lifetime Learner

Students can easily record answers.

SIMPLE TO USE


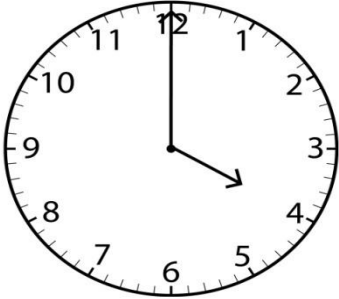
Multiple Choice: Recording Sheet

1.	2.	3.	4.
5.	6.	7.	8.
9.	10.	11.	

Write the correct answer in each box.

© The Lifetime Learner

WRITE IT!



Write what time it is on each clock by filling in the box.

CARD #2
© The Lifetime Learner

Multiple Choice: Answer Key

1. A	2. D	3. A	4. D
5. D	6. C	7. A	8. B
9. D	10. D	11. A	

Write the correct answer in each box.

© The Lifetime Learner

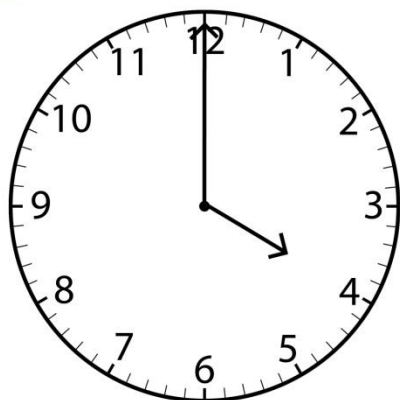
- 11 Task Cards per game
- Recording Sheets
- Answer Keys
- Color Versions
- Black and White Versions
- Digital Versions

All 4 printable games come with 11 labeled cards, a recording sheet, and answer key.

2 VERSIONS

OF EVERY PRINTABLE GAME

WRITE IT!



Write what time it is on each clock by filling in the box.



CARD #2

© The Lifetime Learner

COLOR

B&W

WRITE IT!



Write what time it is on each clock by filling in the box.

CARD #2

© The Lifetime Learner

Each game comes with 2 versions so you can pick the version that works best for your classroom!

WHY BUY?

- ✓ **fun and engaging**
- ✓ **aligned to common core**
- ✓ **easy to use format**
- ✓ **Print (B&W/color)**
- ✓ **Digital (Google Slides™)**
- ✓ **no prep**
- ✓ **40+ slides**
- ✓ **40+ task cards**

Buy the Bundle and Save Big!

1ST GRADE MATH: THE BUNDLE

