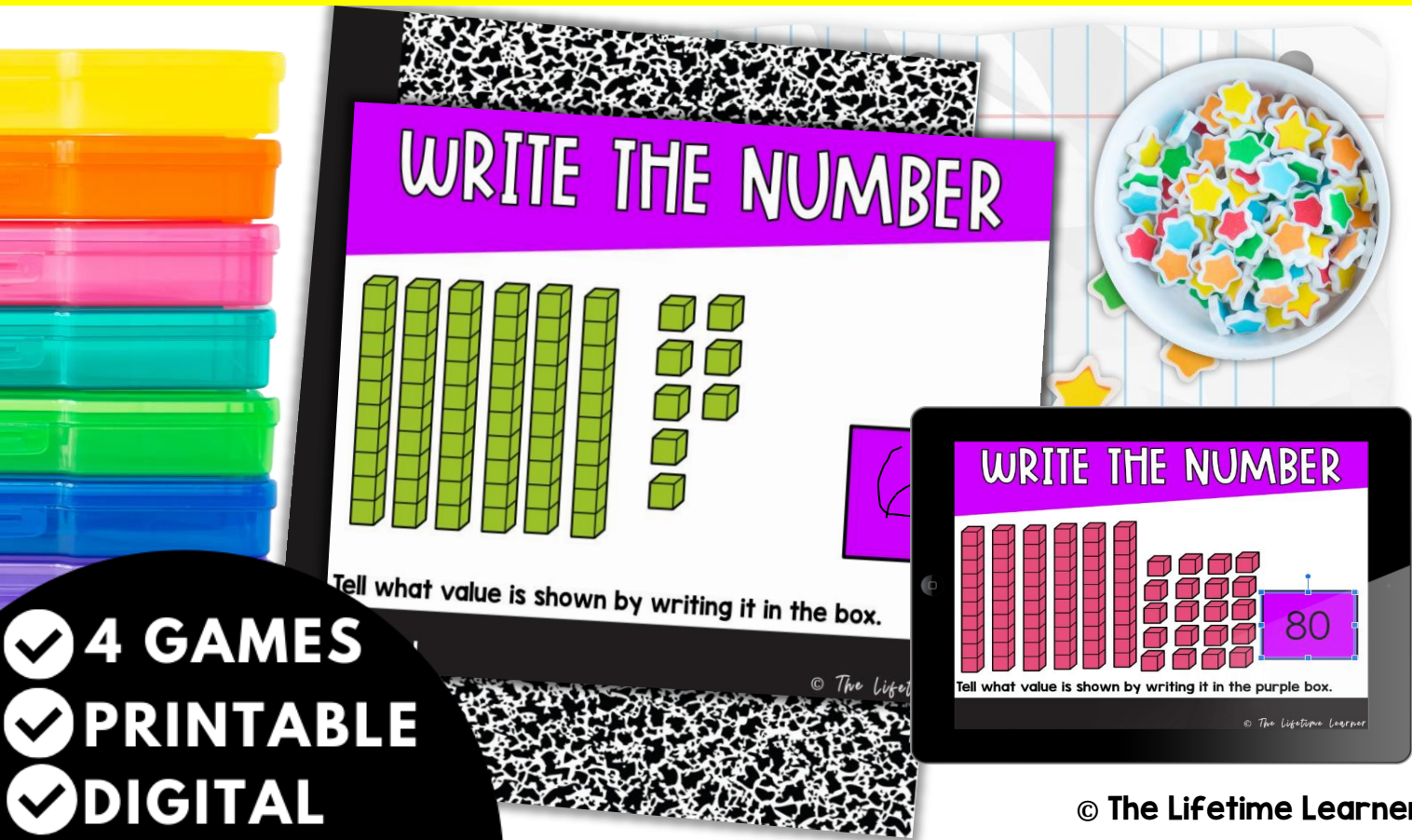


PLACE VALUE: TENS AND ONES

1ST GRADE MATH



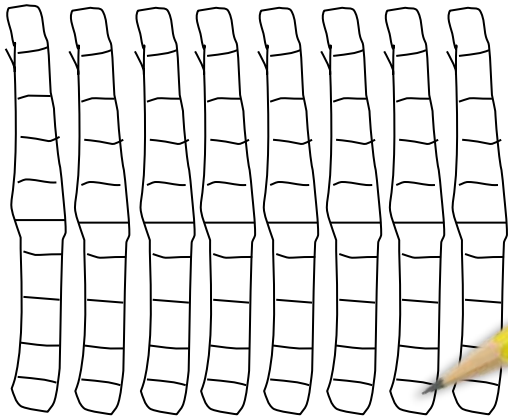
Get an **up close look**
at both versions
(print and digital)
on the next
few pages!

GAME #1

1.NBT.2

BUILD THE NUMBER

86




Draw a place value drawing to represent the number.

© The Life

BUILD THE NUMBER

86



Use the place value blocks to build the number shown.

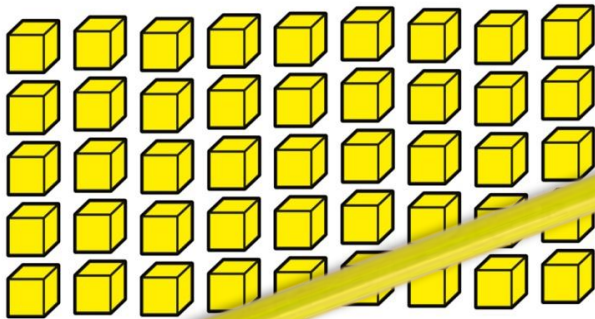
© The Lifesize Learner

Students draw a place value blocks to represent the given number.

GAME #2

1.NBT.2

COUNT IT UP



Tens	Ones
4	5

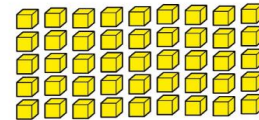
ITION BOOK

Count up the place value blocks and fill in the chart.

CARD #1

© The Lifetime Learner

COUNT IT UP



Tens	Ones
4	5

Count up the place value blocks and fill in the chart.

© The Lifetime Learner

Students fill in the chart.

GAME #3

1.NBT.2

FEED ME! FEED ME!

tens

ones

ANSWER: 44

© The Lifetime Learner

FEED ME! FEED ME!

tens

ones

Drag the tens and ones from the side to the animal's mouth. Then, write the answer.

ANSWER: 59

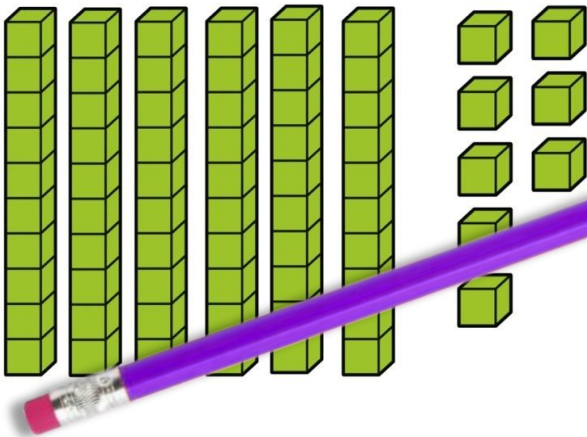
© The Lifetime Learner

Students write the value of the base ten blocks in the green box.

GAME #4

1.NBT.2

WRITE THE NUMBER

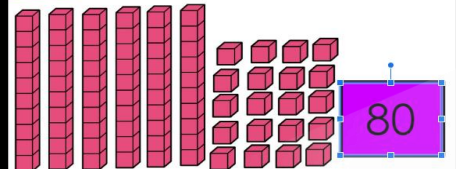


Tell what value is shown by writing it in the box.

CARD #1

© The Lifespan Learner

WRITE THE NUMBER



Tell what value is shown by writing it in the purple box.

© The Lifespan Learner

Students write the value of the
base ten blocks in the purple box.

RECORDING SHEETS FOR ALL 4 GAMES

Write the Number: Recording Sheet

1. 68	2.	3.	4.
5.		7.	8.
9.	10.	11.	

Write the value of the base ten blocks in each box.

© The Lifetime Learner

Students can easily record answers.

SIMPLE TO USE


Multiple Choice: Recording Sheet

1.	2.	3.	4.
5.	6.	7.	8.
9.	10.	11.	

Write the correct answer in each box.

© The Lifetime Learner

WRITE THE NUMBER



Tell what value is shown by writing it in the box.

CARD #2

© The Lifetime Learner

Multiple Choice: Answer Key

1. A	2. D	3. A	4. D
5. D	6. C	7. A	8. B
9. D	10. D	11. A	

Write the correct answer in each box.

© The Lifetime Learner

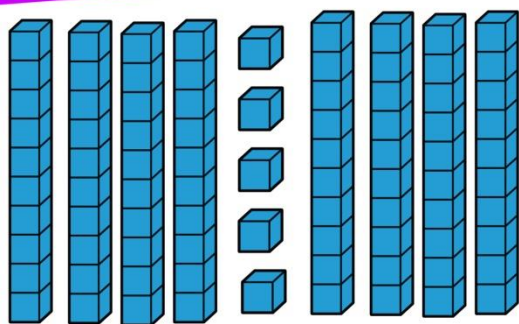
- 11 Task Cards per game
- Recording Sheets
- Answer Keys
- Color Versions
- Black and White Versions
- Digital Versions

All 4 printable games come with 11 labeled cards, a recording sheet, and answer key.

2 VERSIONS

OF EVERY PRINTABLE GAME

WRITE THE NUMBER



Tell what value is shown by writing it in the box.

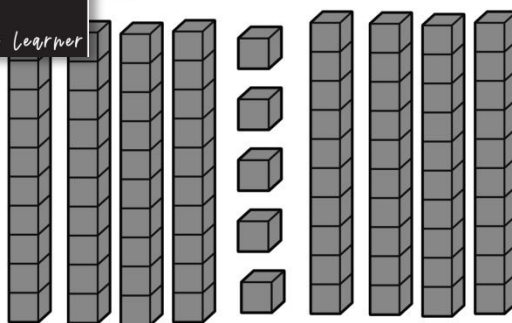
CARD #2

© The Lifetime Learner

COLOR

B&W

WRITE THE NUMBER



Tell what value is shown by writing it in the box.

CARD #2

© The Lifetime Learner

Each game comes with 2 versions so you can pick the version that works best for your classroom!

WHY BUY?

- ✓ **fun and engaging**
- ✓ **aligned to common core**
- ✓ **easy to use format**
- ✓ **Print (B&W/color)**
- ✓ **Digital (Google Slides™)**
- ✓ **no prep**
- ✓ **40+ slides**
- ✓ **40+ task cards**

Buy the Bundle and Save Big!

1ST GRADE MATH: THE BUNDLE

LEAP FROG CARD #1
tens ones
 $49 + 7 = 56$
A. 4 B. 5 C. 6

MULTIPLE CHOICE
ZOO ATTENDANCE
NUMBER OF PEOPLE
Friday Saturday Sunday
How many people attended on Saturday?
Choose the correct answer:
A. 4 B. 5 C. 6

PLACE VALUE ADDITION
 $12 + 50 = 62$
Find the answer.
© The Lifetime Learner

YES OR NO?
Is the shape split correctly into 2 equal parts?
Write "Yes" or "No" in the box.
No
© The Lifetime Learner

HOW TALL?
Answer: 4
© The Lifetime Learner

WRITE THE NUMBER
© The Lifetime Learner

GEOMETRY PUZZLERS
© The Lifetime Learner

WHICH FITS?
© The Lifetime Learner

SOLVE THE PROBLEM
The farmer plants 5 fields of corn, 9 fields of fields of potatoes. How many fields did he plant?
A. 18 B. 19 C. 20 D. 21
Draw jelly next to the peanut butter that has the correct answer.
© The Lifetime Learner

BUILD IT!
 $5 + 3 = 8$
© The Lifetime Learner

3 + 8 = 11
CARD #1
© The Lifetime Learner

4 + 8 = 12
CARD #1
© The Lifetime Learner

10 + 2 = 12
CARD #1
© The Lifetime Learner

✓ DIGITAL
✓ PRINTABLE
✓ 88 GAMES

© The Lifetime Learner