






# COMPARE NUMBERS WITHIN 120

## 1<sup>ST</sup> GRADE MATH




**COMPARING NINJAS**

98  114





   

Drag the correct symbol into the box.



**COMPARING NINJAS**

98  114

Drag the correct symbol into the box.

- ✓ 4 GAMES
- ✓ PRINTABLE
- ✓ DIGITAL

© The Lifetime Learner

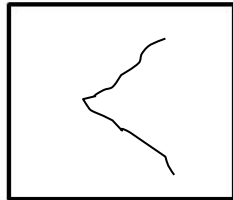
Get an **up close look**  
at both versions  
(**print and digital**)  
on the next  
few pages!

# GAME #1

1.NBT.3

## COMPARING NINJAS

98



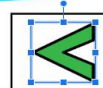
114



Write the correct symbol in the box.

## COMPARING NINJAS

98



114



Drag the correct symbol into the box.

© The Life-Sized Learner

Students write the correct symbol in the box.

# GAME #2

## 1.NBT.3

HUNGRY FOR COMPARISONS



Put the correct symbol into each animal's mouth.

© The Life

HUNGRY FOR COMPARISONS



Drag the correct symbol into each animal's mouth.

© The Life

Students write the correct symbol  
in each animal's mouth.



# GAME #3


## 1.NBT.3

NAME 3

CARD #1



Name 3 numbers smaller than 82



Write your answers on the spaceships. © The LifeTime Learner

ION BOOK

NAME 3



Name 3 numbers larger than 45.



Write your answers on the spaceships. © The LifeTime Learner

Students write 3 numbers in each spaceship that are bigger or smaller than the number given.

# GAME #4

## 1.NBT.3

**Sort It!**

**CARD #1**

**True** A C D

**False** B e f

**ION BOOK**

**Sort It!**

**True**  $17=17$   $80=80$   $72=72$

**False**  $24=42$   $35=40$   $28=54$

Look at each symbol to decide where to put each equation. © The Life-Sized Learning

Look at each symbol to decide where to drag each equation. © The Life-Sized Learning

Students write each letter where it belongs.

# RECORDING SHEETS FOR ALL 4 GAMES

## Sort It: Recording Sheet

1. True A C D	2. True	3. True	4. True
False B E F	False	False	False
5. True	6. True	7. True	8. True
False	False	False	False
9. True	10. True	11. True	
False	False	False	

Write where each letter belongs.

© The Lifetime Learner

Students can easily record answers.

# SIMPLE TO USE

**Multiple Choice: Recording Sheet**

1.	2.	3.	4.
5.	6.	7.	8.
9.	10.	11.	

Write the correct answer in each box.

© The Lifetime Learner

**Sort It!** CARD #2



True

False

Look at each symbol to decide where to drag each equation.

© The Lifetime Learner

90=90 A	30=30 B
50=40 C	20=30 D
40=80 E	40=30 F

**Multiple Choice: Answer Key**

1. A	2. D	3. A	4. D
5. D	6. C	7. A	8. B
9. D	10. D	11. A	

Write the correct answer in each box.

© The Lifetime Learner

- 11 Task Cards per game
- Recording Sheets
- Answer Keys
- Color Versions
- Black and White Versions
- Digital Versions

All 4 printable games come with 11 labeled cards, a recording sheet, and answer key.



# 2 VERSIONS OF EVERY PRINTABLE GAME

**SORT IT!** CARD #2

True

False

Look at each symbol to decide where to drag each equation. © The Lifetime Learner

**COLOR**

**B&W**

**SORT IT!** CARD #2

True

False

Look at each symbol to decide where to drag each equation. © The Lifetime Learner

Each game comes with 2 versions so you can pick the version that works best for your classroom!

# WHY BUY?

- ✓ **fun and engaging**
- ✓ **aligned to common core**
- ✓ **easy to use format**
- ✓ **Print (B&W/color)**
- ✓ **Digital (Google Slides™)**
- ✓ **no prep**
- ✓ **40+ slides**
- ✓ **40+ task cards**

# Buy the Bundle and Save Big!

## 1ST GRADE MATH: THE BUNDLE

