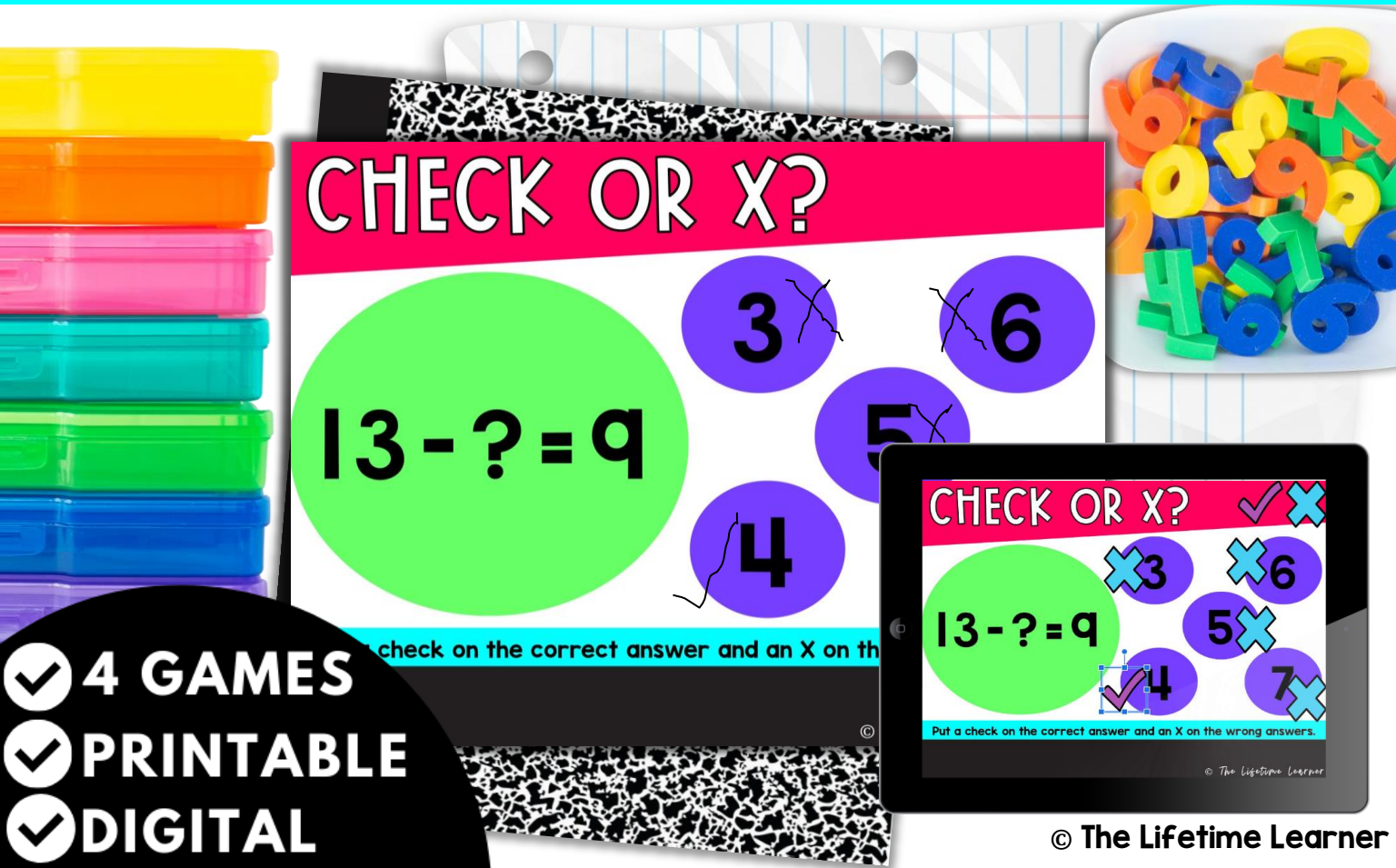


# MISSING NUMBERS IN EQUATIONS

## 1ST GRADE MATH



✓ 4 GAMES  
✓ PRINTABLE  
✓ DIGITAL


Get an **up close look**  
at both versions  
(**print and digital**)  
on the next  
few pages!

# GAME #1

1.OA.8

BUILD A...GARDEN

$$\_ - 2 = 1$$



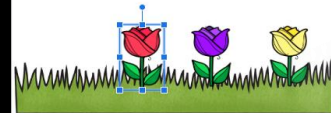
Solve the equation.  
Put that many flowers in the garden.

© The Life

ION BOOK

BUILD A...GARDEN

$$\_ - 2 = 1$$



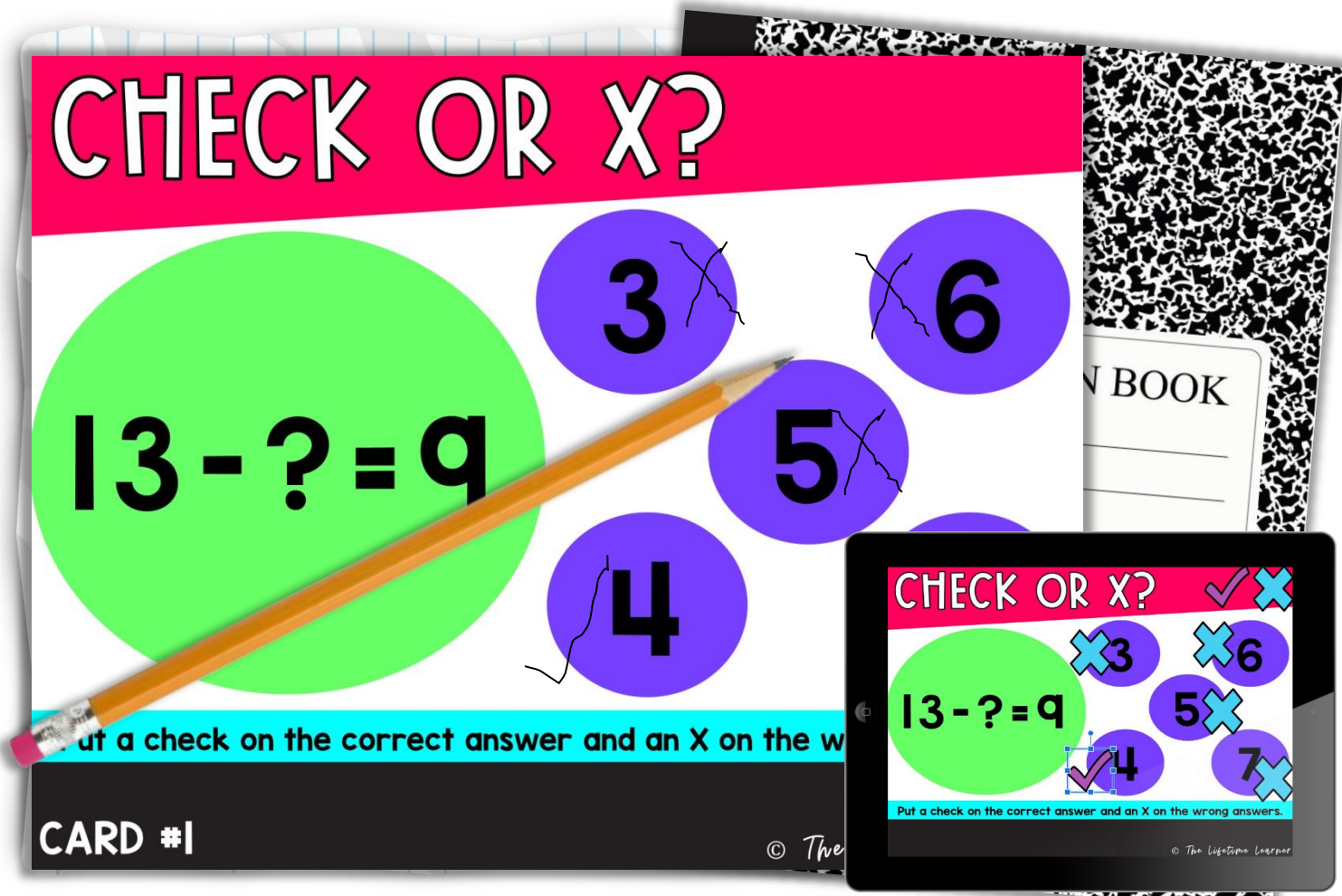
Solve the equation.  
Put that many flowers in the garden.

© The Life

Students draw the items based  
on the answer to the equation.

# GAME #2

1.OA.8



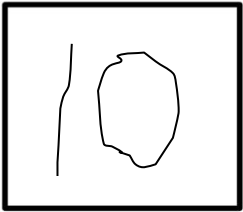
Students find the missing number in each equation. Then, put a check on the correct answer and an X on the wrong answers.



# GAME #3

## 1.OA.8

FILL IT IN

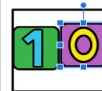


$$- 3 = 7$$

Figure out the missing number that goes in the box.

© The Life

DRAG AND DROP



$$- 3 = 7$$

Use the numbers on the side to fill in the missing numbers in each equation.

© The Lifetime Learner

Students figure out the missing number that goes in the box.

# GAME #4

## 1.OA.8

### FOLLOW THE DIRECTIONS

Draw a fish next to the person who has an answer of 7.

$$8 + \_ = 15$$



$$9 + \_ = 15$$



$$10 + \_ = 15$$



CARD #1

© The Lifesize Learner

### FOLLOW THE DIRECTIONS

The fish goes to the person who has an answer of 7.

$$8 + \_ = 15$$



$$9 + \_ = 15$$



$$10 + \_ = 15$$



© The Lifesize Learner

Students draw the items being ask next to the person that matches the answer.

# RECORDING SHEETS FOR ALL 4 GAMES

Follow the Directions: Recording Sheet

1. $8+7=15$	2.	3.	4.
5.	6.	7.	8.
9.	10.	11.	

Write the equation that matches the answer in each box.

© The Lifetime Learner




Students can easily record answers.

# SIMPLE TO USE

Multiple Choice: Recording Sheet			
1.	2.	3.	4.
5.	6.	7.	8.
9.	10.	11.	

Write the correct answer in each box.

© The Lifetime Learner

FOLLOW THE DIRECTIONS		
Draw a bone next to the dog with an answer of 2.		
$\_\ + 9 = 18$	$\_\ + 9 = 11$	$\_\ + 9 = 16$
		
CARD #2		
<small>© The Lifetime Learner</small>		

Multiple Choice: Answer Key			
1. A	2. D	3. A	4. D
5. D	6. C	7. A	8. B
9. D	10. D	11. A	

Write the correct answer in each box.

© The Lifetime Learner

- 11 Task Cards per game
- Recording Sheets
- Answer Keys
- Color Versions
- Black and White Versions
- Digital Versions

All 4 printable games come with 11 labeled cards, a recording sheet, and answer key.



# 2 VERSIONS

## OF EVERY PRINTABLE GAME

### FOLLOW THE DIRECTIONS

Draw a bone next to the dog with an answer of 2.

$$\_ + 9 = 18$$

$$\_ + 9 = 11$$

$$\_ + 9 = 16$$



CARD #2

© The Lifetime Learner

B&W

### FOLLOW THE DIRECTIONS

Draw a bone next to the dog with an answer of 2.

$$\_ + 9 = 18$$

$$\_ + 9 = 11$$

$$\_ + 9 = 16$$



CARD #2

© The Lifetime Learner

Each game comes with 2 versions so you can pick the version that works best for your classroom!

# WHY BUY?

- ✓ **fun and engaging**
- ✓ **aligned to common core**
- ✓ **easy to use format**
- ✓ **Print (B&W/color)**
- ✓ **Digital (Google Slides™)**
- ✓ **no prep**
- ✓ **40+ slides**
- ✓ **40+ task cards**

# Buy the Bundle and Save Big!

## 1ST GRADE MATH: THE BUNDLE

