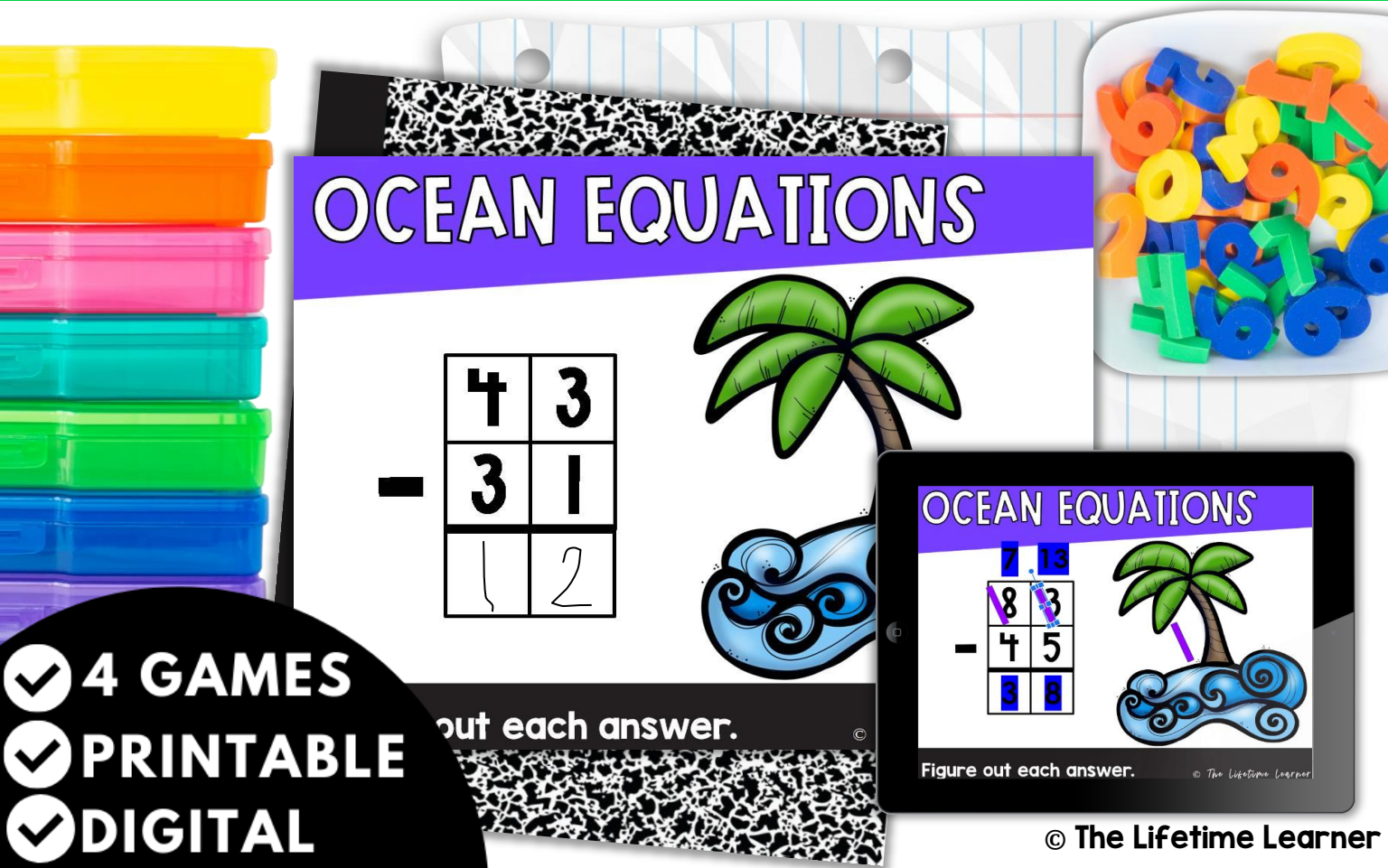


# ADD & SUBTRACT 2-DIGIT NUMBERS 2<sup>ND</sup> GRADE MATH



- ✓ 4 GAMES
- ✓ PRINTABLE
- ✓ DIGITAL

Figure out each answer.

Figure out each answer.

© The Lifetime Learner

Get an **up close look**  
at both versions  
**(print and digital)**  
on the next  
few pages!

# GAME #1

## 2.NBT.5

**LEAP FROG**

**tens** **ones**

**POSITION BOOK**

**49-17=**

Draw place value blocks to figure out the answer. © The Lifetime Learner

**LEAP FROG**

**tens** **ones**

**33+29=**

Use the place value blocks to figure out the answer. © The Lifetime Learner

Students draw place value blocks in the boxes to solve the equation.

# GAME #2

2.NBT.5

## OCEAN EQUATIONS

$$\begin{array}{|c|c|} \hline 4 & 3 \\ \hline 3 & 1 \\ \hline 1 & 2 \\ \hline \end{array}$$



Figure out each answer.

© The Life

## OCEAN EQUATIONS

$$\begin{array}{|c|c|} \hline 7 & 13 \\ \hline 8 & 3 \\ \hline 4 & 5 \\ \hline 3 & 8 \\ \hline \end{array}$$



Figure out each answer.

© The Life

Students solve the equation.



# GAME #3

## 2.NBT.5

### PLACE VALUE ADDITION


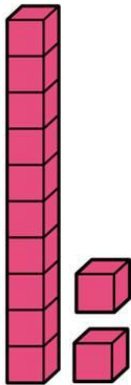
12

+

50

=

62



Use the place value blocks to add to find the

CARD #1

© The Li

### PLACE VALUE ADDITION



12

+

50

=

62



Use the place value blocks to add to find the answer.

© The Lifespan Learner

Students use the place value blocks to add.  
Then, write the equation and answer in the green boxes.

# GAME #4

## 2.NBT.5

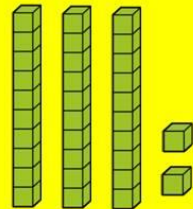
RED LIGHT, GREEN LIGHT

$$32 + 54$$

85

86

76



Look at the picture in the box. Decide which answer is correct.

CARD #1

© The

RED LIGHT, GREEN LIGHT

$$32 + 54$$

85

86

76



Look at the picture in the box. Decide which answer is correct. Circle it.


© The LifeSize Learner

Students figure out the sum of the equation using the picture in the box. Then, circle the correct answer.

# RECORDING SHEETS

## FOR ALL 4 GAMES

### Red Light, Green Light: Recording Sheet

1. 	2.	3.	4.
5.	6.	7.	8.
9.	10.	11.	

Write the answer in each box.

© The Lifetime Learner

Students can easily record answers.

# SIMPLE TO USE

**Multiple Choice: Recording Sheet**

1.	2.	3.	4.
5.	6.	7.	8.
9.	10.	11.	

Write the correct answer in each box.

© The Lifetime Learner

**RED LIGHT, GREEN LIGHT**

**85**  
**86**  
**76**

**32+54**

Look at the picture in the box. Decide which answer is correct. Circle it.

**CARD #1**

© The Lifetime Learner

**Multiple Choice: Answer Key**

1. <b>A</b>	2. <b>D</b>	3. <b>A</b>	4. <b>D</b>
5. <b>D</b>	6. <b>C</b>	7. <b>A</b>	8. <b>B</b>
9. <b>D</b>	10. <b>D</b>	11. <b>A</b>	

Write the correct answer in each box.

© The Lifetime Learner

- 11 Task Cards per game
- Recording Sheets
- Answer Keys
- Color Versions
- Black and White Versions
- Digital Versions

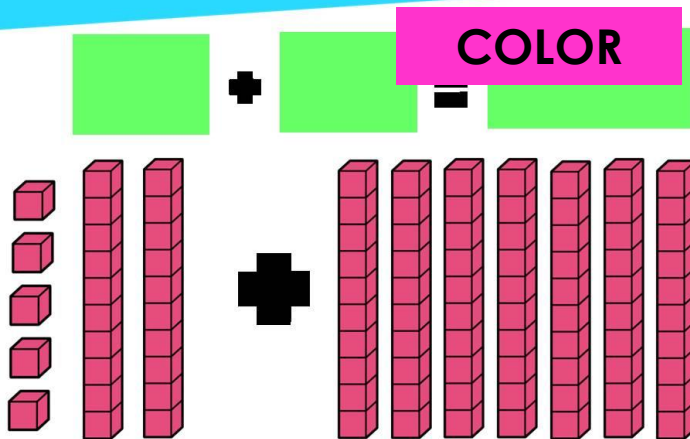
**All 4 printable games come with 11 labeled cards, a recording sheet, and answer key.**



# 2 VERSIONS

## OF EVERY PRINTABLE GAME

### PLACE VALUE ADDITION

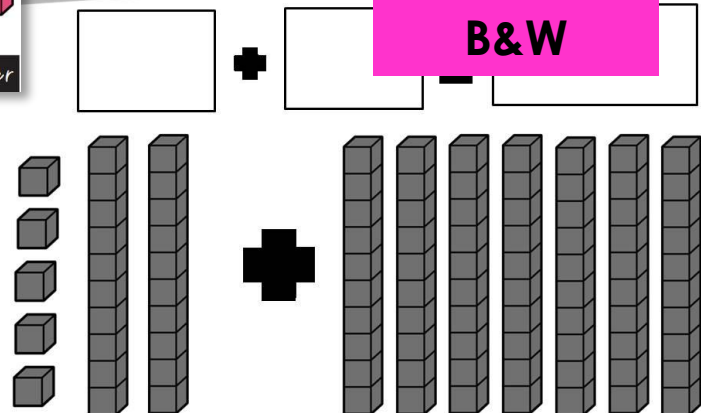


Use the place value blocks to add to find the answer.

CARD #2

© The Lifetime Learner

### PLACE VALUE ADDITION



Use the place value blocks to add to find the answer.

CARD #2

© The Lifetime Learner

Each game comes with 2 versions so you can pick the version that works best for your classroom!

# WHY BUY?

- ✓ **fun and engaging**
- ✓ **aligned to common core**
- ✓ **easy to use format**
- ✓ **Print (B&W/color)**
- ✓ **Digital (Google Slides™)**
- ✓ **no prep**
- ✓ **40+ slides**
- ✓ **40+ task cards**

# Buy the Bundle and Save Big!

## 2ND GRADE MATH: THE BUNDLE

