

# MEASURE TO NEAREST QUARTER INCH

## 3RD GRADE MATH

MEASURE THE OBJECT

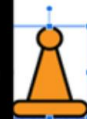
Answer:



MEASURE THE OBJECT

Answer:

1 3/4 in.



Drag the object on top of the ruler to figure out how long it is. Type the answer in the box.

© The Lifetime Learner

THE LIFETIME LEARNER

✓ 4 Activities  
✓ Print & Digital

# What's Included?

Everything you need for easy small-group or center rotations.

- ✓ 4 Task Card Games
- ✓ 11 Questions Per Game
- ✓ Recording Sheets
- ✓ Answer Keys
- ✓ Print & Digital
- ✓ Color & B/W Versions

**MEASURE THE OBJECT**

Answer:


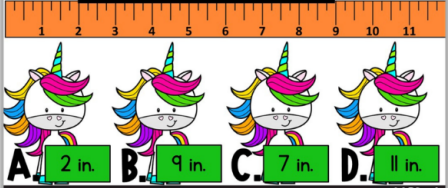


Figure out how long each object is to the nearest quarter inch. CARD #1 © The Lifetime Learner

**MULTIPLE CHOICE**



A. 2 in. B. 9 in. C. 7 in. D. 11 in.

Choose the unicorn with the correct answer. CARD #1 © The Lifetime Learner

Name: \_\_\_\_\_

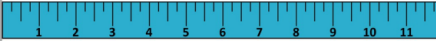

Draw the Line: Recording Sheet

1	2
3	4
5	6
7	8
9	10
11	

Draw a line that is the correct length on each answer spot. © The Lifetime Learner

**DRAW THE LINE**

Make the line:  
7 ½ inches long

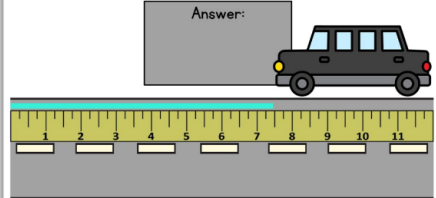


Draw a line as long as the measurement shown. CARD #1 © The Lifetime Learner

**MEASURE THE LINE**

Whoops! Looks like someone spilled some paint on the road.  
Measure how long the line is.

Answer:



Write the answer in the box provided. CARD #1 © The Lifetime Learner



# Game #1

# Draw the Line

Students practice drawing measurements on the ruler to the nearest quarter inch.

## DRAW THE LINE

Make the line:  
 $7\frac{1}{2}$  inches long

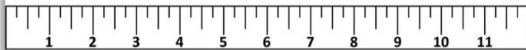


Draw a line as long as the measurement shown.

CARD #1  
© The Lifetime Learner

## DRAW THE LINE

Make the line:  
 $7\frac{1}{2}$  inches long



Draw a line as long as the measurement shown.

CARD #1  
© The Lifetime Learner

## GRAB THE LINE

Make the line:  
 $7\frac{1}{2}$  inches long



Grab the line on one side. Pull it to make it as long as the measurement given.

© The Lifetime Learner

## Draw the Line: Answer Key

1.		2.	
3.		4.	
5.		6.	
7.		8.	
9.		10.	
11.			

Draw a line that is the correct length on each answer spot.

© The Lifetime Learner

# Game #2

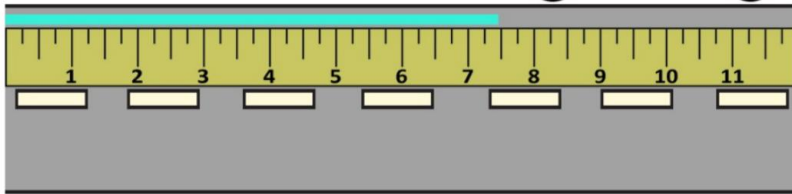
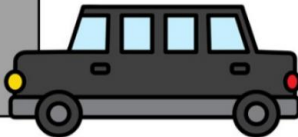
# Measure the Line

Students measure the teal line using the ruler given to the nearest quarter inch.

## MEASURE THE LINE

Whoops! Looks like someone spilled some paint on the road.  
Measure how long the line is.

Answer:



Write the answer in the box provided.

CARD #1

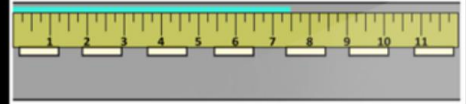
© The Lifetime Learner

## MEASURE THE LINE

Whoops! Looks like someone spilled some paint on the road.  
Measure how long the line is.

Answer:

7 1/4 in.



Type the answer in the box provided.

© The Lifetime Learner

## Measure the Line: Answer Key

2.	2 1/4 in.	3.	5 1/4 in.	4.	3/4 in.
5.	6 3/4 in.	6.	4 in.	7.	5 1/4 in.
8.	10 3/4 in.	9.	9 in.	10.	9 1/2 in.
11.	2 in.				

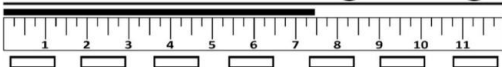
Write the measurement of each line in each box.

© The Lifetime Learner

## MEASURE THE LINE

Whoops! Looks like someone spilled some paint on the road.  
Measure how long the line is.

Answer:



Write the answer in the box provided.

CARD #1

© The Lifetime Learner

# Game #3

# Measure the Object

Students measure real-life objects in each question on the task cards.

**MEASURE THE OBJECT**

Answer:

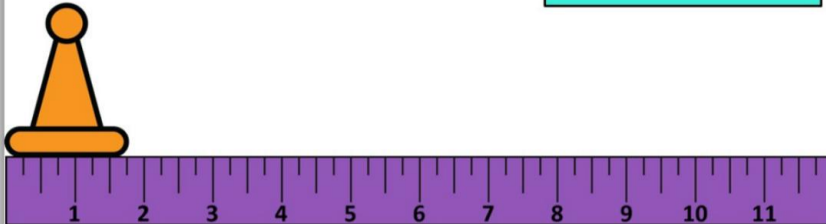
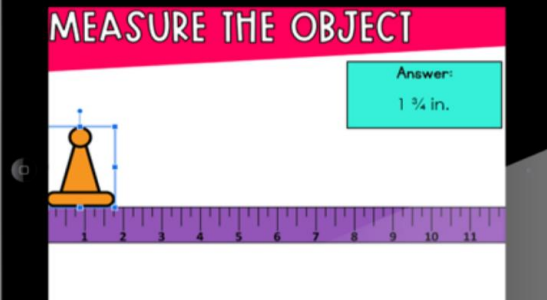


Figure out how long each object is to the nearest quarter inch.

CARD #1  
© The Lifetime Learner

**MEASURE THE OBJECT**


Answer:  
1 3/4 in.



Drag the object on top of the ruler to figure out how long it is. Type the answer in the box.

© The Lifetime Learner

## Measure the Object: Answer Key

2. 3 1/4 in.	3. 5 1/4 in.	4. 2 3/4 in.
5. 2 1/4 in.	6. 4 1/4 in.	7. 3 3/4 in.
8. 1 3/4 in.	9. 3 1/2 in.	10. 3 3/4 in.
11. 3 3/4 in.		

**MEASURE THE OBJECT**

Answer:

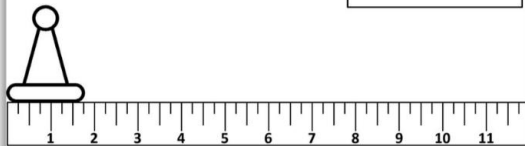


Figure out how long each object is to the nearest quarter inch.

CARD #1  
© The Lifetime Learner

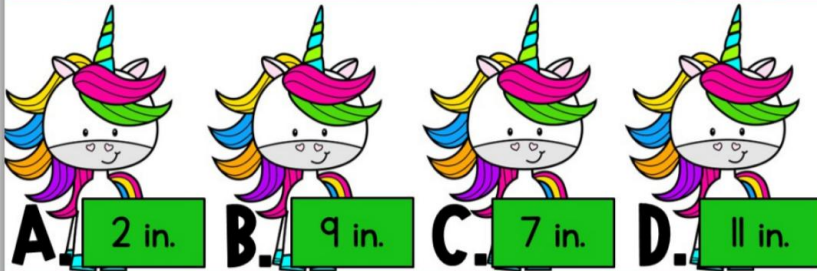
Write the length of each object in each box.

# Game #4

# Multiple Choice

Students choose the unicorn with the answer. They measure to the inch, 1/2 inch, and 1/4 inch.

## MULTIPLE CHOICE



Choose the unicorn with the correct answer.

CARD #1

© The Lifetime Learner

## MULTIPLE CHOICE



Give the unicorn with the correct answer the construction hat.

© The Lifetime Learner


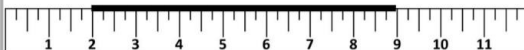
## Multiple Choice: Answer Key

2.	D	3.	D	4.	A
5.	D	6.	B	7.	D
8.	A	9.	C	10.	B
11.	A	?			

Write the answer to each question in the boxes above.

© The Lifetime Learner

## MULTIPLE CHOICE



Choose the unicorn with the correct answer.

CARD #1

© The Lifetime Learner

# Want more games like this?

## Grab the bundle and save big.

# 3RD GRADE MATH TASK CARD BUNDLE

### CATCH THE BUGS

$8 \div 4$

CATCH THE BUGS

$8 \div 4$

### COLOR IT!

$2+2$

$2 \times 5$   $2+2+2+2$

COLOR IT!

$2 \times 5$   $2+2+2+2$

### FIND THE ERROR

5,10,15,20,30,35

$6 \times 5$

### FIND THE ERROR

30,35

$6 \times 5$

### MAKE AN ARRAY

$3 \times 9 =$

MAKE AN ARRAY

$3 \times 9 =$

### PLOTTING FRACTIONS GAMES

Write the fraction that belongs on top of each animal.

1.

2.

3.

4.

PLOTTING FRACTIONS GAMES

Write the fraction that belongs on top of each animal.

1.

2.

### FLOWER POWER

Water the flowers that round to the hundred below.

209, 125, 234, 227, 246, 155

149, 151, 188, 172, 213

ROUND

ROUNDS TO 200

CARD #2

### COMPLETE THE ACTIVITY

1.  $\frac{2}{4} \times \frac{3}{8}$

2.  $\frac{1}{2} \times \frac{3}{4}$

4.  $\frac{1}{2} \times \frac{3}{4}$

COMPLETE THE ACTIVITY

1.  $\frac{2}{4} \times \frac{3}{8}$

4.  $\frac{1}{2} \times \frac{3}{4}$

### FIND AN AREA OF...

32

A.

C.

B.

FIND AN AREA OF... 32

A.

C.

### LUNCH TIME FUN

Uh oh! It looks like there's been a food mix-up! Give the correct Foods to the kid below based on your knowledge of equivalent fractions. Write the answer(s) above each tray.

$\frac{3}{4}$

CARD #2

LUNCH TIME FUN

Uh oh! It looks like there's been a food mix-up! Give the correct Foods to the kid below based on your knowledge of equivalent fractions. Write the answer(s) above each tray.

$\frac{3}{4}$

CARD #2

# 150+

# PRINT & DIGITAL GAMES

