


# TELLING TIME TO THE MINUTE

## 3RD GRADE MATH

WHAT TIME IS IT?



DRAG AND DROP



Drag and drop the numbers in the red box to show the time on the clock.

© The Lifetime Learner

THE LIFETIME LEARNER

✓ 4 Activities

✓ Print & Digital

# What's Included?

Everything you need for easy small-group or center rotations.

- ✓ 4 Task Card Games
- ✓ 11 Questions Per Game
- ✓ Recording Sheets
- ✓ Answer Keys
- ✓ Print & Digital
- ✓ Color & B/W Versions

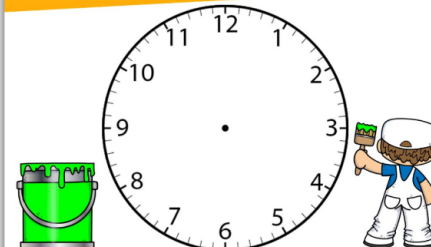
**WHAT TIME IS IT?**



Fill in what time it is on each clock in the box provided.

CARD #1  
© The Lifetime Learner

**PAINT THE TIME**




Have the clock show **5:32 PM**.

CARD #1  
© The Lifetime Learner

Name: \_\_\_\_\_


**Meal Time: Recording Sheet**

1. A: B: C: D:	2. A: B: C: D:	3. A: B: C: D:	4. A: B: C: D:
5. A: B: C: D:	6. A: B: C: D:	7. A: B: C: D:	8. A: B: C: D:
9. A: B: C: D:	10. A: B: C: D:	11. A: B: C: D:	

Write the correct food or color next to each clock's letter in each box.

© The Lifetime Learner

**MEAL TIME**



The restaurant serves a piece of chicken at 7:21 PM.  
The restaurant serves a taco at 7:38 PM.  
The restaurant serves a sandwich at 7:11 PM.  
The restaurant serves a burger at 7:04 PM.

Draw a line from each food to the clock it goes with.

CARD #1  
© The Lifetime Learner

**AT THE BEACH**



Jamie sits on his towel at 10 after ten.

Read the phrase. Decide what time it is.

CARD #2  
© The Lifetime Learner



# Game #1


# At the Beach

Students read each time written in word form and fill in the time on the digital clock.

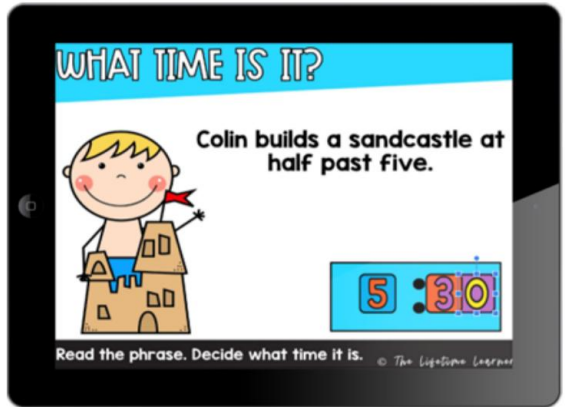
## AT THE BEACH



Jamie sits on his towel at 10 after ten.



Read the phrase. Decide what time it is. **CARD #2**  
© The Lifetime Learner



## WHAT TIME IS IT?

Colin builds a sandcastle at half past five.



Read the phrase. Decide what time it is. © The Lifetime Learner

## the Beach: Answer Key

2.	10:10	3.	2:45	4.	12:00
5.	4:15	6.	11:15	7.	6:15
8.	2:40	9.	7:00	10.	8:05
11.	12:00				


Tell what time it is based on the phrase given.

© The Lifetime Learner

## AT THE BEACH



Jamie sits on his towel at 10 after ten.




Read the phrase. Decide what time it is. **CARD #2**  
© The Lifetime Learner



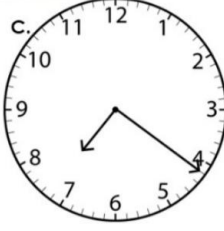

# Game #2

# Meal Time

Students match up each clock with the time the food was served at the restaurant.

**MEAL TIME**



A.  B.  C.  D. 

The restaurant serves a piece of chicken at 7:21 PM.

The restaurant serves a taco at 7:38 PM.


The restaurant serves a sandwich at 7:11 PM.

The restaurant serves a burger at 7:04 PM.

**CARD #1**  
© The Lifetime Learner

Draw a line from each food to the clock it goes with.

**MEAL TIME**



The restaurant serves a piece of chicken at 7:21 PM.

The restaurant serves a taco at 7:38 PM.

The restaurant serves a sandwich at 7:11 PM.

The restaurant serves a burger at 7:04 PM.


Place the food on the clock it goes with.





© The Lifetime Learner

## Meal Time: Answer Key

2. A: banana B: carrot C: lemon D: corn	3. A: yellow B: orange C: purple D: red	4. A: cherry B: grape C: orange D: yellow
5. A: cherry B: cheese C: egg D: apple	6. A: blue B: orange C: red D: pink	7. A: peanut butter B: honey C: grape D: strawberry
9. A: mint B: strawberry C: chocolate D: vanilla	10. A: cheese B: pepperoni C: pepperoni D: cheese	11. A: yellow B: chocolate C: pink D: orange

**MEAL TIME**



A.  B.  C.  D. 

The restaurant serves a piece of chicken at 7:21 PM.

The restaurant serves a taco at 7:38 PM.

The restaurant serves a sandwich at 7:11 PM.

The restaurant serves a burger at 7:04 PM.

**CARD #1**  
© The Lifetime Learner

Draw a line from each food to the clock it goes with.


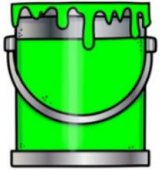
Write the correct food or color next to each clock's letter in each box.

# Game #3

# Paint the Time

Students draw the hands on the clock so that they show the time displayed at the bottom.

## PAINT THE TIME



Have the clock show 5:32 PM.

CARD #1

© The Lifetime Learner









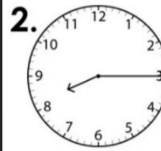
## BUILD THE TIME



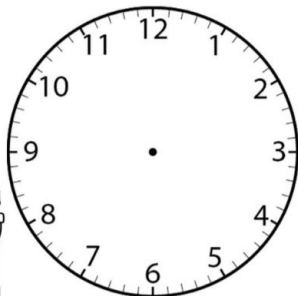
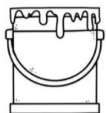
Have the clock show 5:32 PM.

© The Lifetime Learner

## Paint the Time: Answer Key



## PAINT THE TIME



Have the clock show 5:32 PM.

CARD #1

© The Lifetime Learner

Draw the hands on the clock to show the correct time.


© The Lifetime Learner

# Game #4

# What Time Is It?

Students look at each clock and figure out what time the kid completed each task.

## WHAT TIME IS IT?



Fill in what time it is on each clock in the box provided.

CARD #1

© The Lifetime Learner

## DRAG AND DROP



Drag and drop the numbers in the red box to show the time on the clock.

© The Lifetime Learner


## What Time Is It: Answer Key

2.	9:18	3.	5:54	4.	11:29
5.	6:30	6.	2:14	7.	9:43
8.	4:01	9.	12:59	10.	3:37
11.	7:07				

Fill in what time each kid is completing each activity.

© The Lifetime Learner

## WHAT TIME IS IT?



Fill in what time it is on each clock in the box provided.

CARD #1

© The Lifetime Learner

# Want more games like this?

## Grab the bundle and save big.

# 3RD GRADE MATH TASK CARD BUNDLE

### CATCH THE BUGS

$8 \div 4$

CATCH THE BUGS

$8 \div 4$

### COLOR IT!

$2+2+2+2$

$2 \times 5$

COLOR IT!

$2 \times 5$

$2+2+2+2$

### FIND THE ERROR

5,10,15,20,30,35

$6 \times 5$

### FIND THE ERROR

30,35

$6 \times 5$

### MAKE AN ARRAY

$3 \times 9 =$

MAKE AN ARRAY

$3 \times 9 =$

### PLOTTING FRACTIONS GAMES

Write the fraction that belongs on top of each animal.

1.

2.

3.

4.

PLOTTING FRACTIONS GAMES

Write the fraction that belongs on top of each animal.

1.

2.

### FLOWER POWER

Water the flowers that round to the hundred below.

209, 125, 234, 227, 246, 155

149, 150, 151, 152, 153, 154, 155, 156, 157, 158, 159

ROUND

ROUNDS TO 200

CARD #2

### COMPLETE THE ACTIVITY

1.  $\frac{2}{4} \times \frac{3}{8}$

2.  $\frac{1}{2} \times \frac{3}{4}$

3.  $\frac{1}{2} \times \frac{3}{8}$

4.  $\frac{1}{2} \times \frac{3}{4}$

COMPLETE THE ACTIVITY

1.  $\frac{2}{4} \times \frac{3}{8}$

4.  $\frac{1}{2} \times \frac{3}{4}$

### FIND AN AREA OF...

32

A.

B.

C.

FIND AN AREA OF... 32

A.

B.

C.

### LUNCH TIME FUN

Uh oh! It looks like there's been a food mix-up! Give the correct Foods to the kid below based on your knowledge of equivalent fractions. Write the answer(s) above each tray.

$\frac{3}{4}$

CARD #2

LUNCH TIME FUN

Uh oh! It looks like there's been a food mix-up! Give the correct Foods to the kid below based on your knowledge of equivalent fractions. Write the answer(s) above each tray.

$\frac{3}{4}$

CARD #2

# 150+

# PRINT & DIGITAL GAMES

