










Learning feels more fun when kids collaborate!

INTRODUCING...

TEAM-BASED COLORING!



PICTURE D: QUESTIONS			
Find the answer to each question. Then, color in the picture on the Color & Cut page.			
 4+4	 15+3	 7+12	 5+6
<i>red</i>	<i>blue</i>	<i>brown</i>	<i>gray</i>
			

HERE'S HOW IT WORKS...



STEP 1: Students complete the math fact worksheet as a team.


STEP 2: Each student colors in a different piece and cuts it out.

STEP 3: All pieces are put together to reveal the mystery picture!

And the coolest part?

5 PICTURES ARE INCLUDED!


PICTURE A



PICTURE A: QUESTIONS
Find the answer to each question. Then, color in the picture on the Color & Cut page.

$4+8$	$3+17$	$7+9$	$2+13$
red	yellow	dark green	gray
$11-8$	$7-3$	$18-10$	$6-5$
light green	blue	orange	brown


PICTURE D



PICTURE D: QUESTIONS
Find the answer to each question. Then, color in the picture on the Color & Cut page.

$4+4$	$15+3$	$7+12$	$5+6$
red	blue	brown	gray
$10-8$	$14-7$	$6-1$	$19-9$
dark green	orange	light green	yellow


PICTURE B



PICTURE B: QUESTIONS
Find the answer to each question. Then, color in the picture on the Color & Cut page.

$3+14$	$2+8$	$4+15$	$6+6$
yellow	light blue	green	gray
$20-2$	$14-9$	$5-3$	$15-8$
orange	dark blue	red	brown

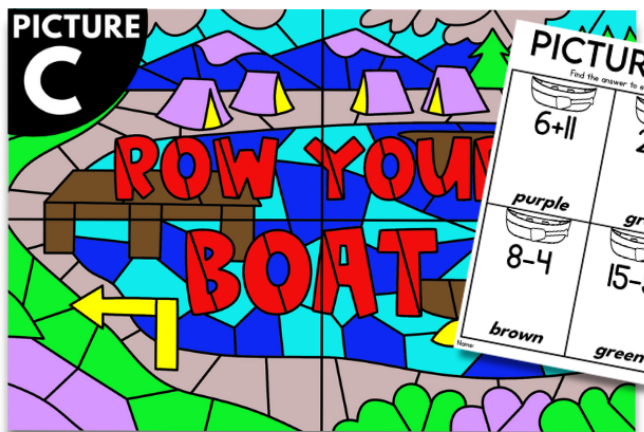
PICTURE E



PICTURE E: QUESTIONS
Find the answer to each question. Then, color in the picture on the Color & Cut page.

$6+8$	$2+10$	$3+7$	$5+12$
yellow	purple	green	gray
$13-9$	$17-4$	$19-8$	$10-1$
pink	brown	blue	orange

PICTURE C



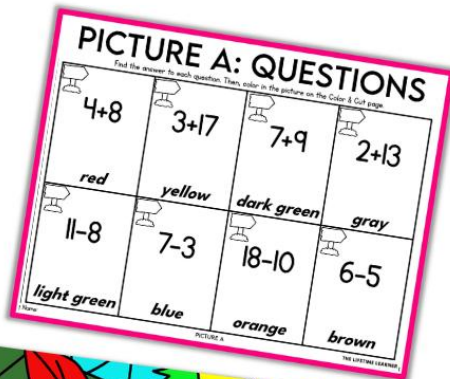
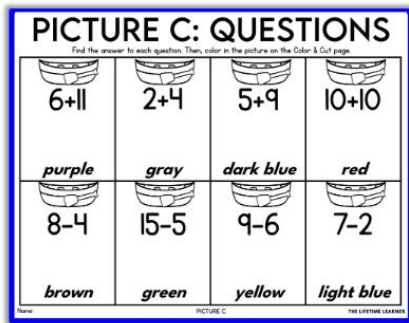
PICTURE C: QUESTIONS
Find the answer to each question. Then, color in the picture on the Color & Cut page.

$6+11$	$2+4$	$5+9$	$10+10$
purple	gray	dark blue	red
$8-4$	$15-5$	$9-6$	$7-2$
brown	green	yellow	light blue

EVERY GROUP RECEIVES:

- a different set of questions
- a unique picture to put together!

IDEAS HOW TO USE:



- ✓ in table groups *(display pictures around room or in hallway when complete!)*
- ✓ small group time *(use a different picture with each group you meet with)*
- ✓ sub activity *(let your class review a concept while you're away!)*
- ✓ partners *(each student colors in 2 pieces)*
- ✓ center rotations *(put a new picture in your centers each week!)*
- ✓ review days *(have each group complete multiple pictures for extra practice)*
- ✓ mystery activity *(detailed directions inside!)*

UP CLOSE LOOK!











INCLUDED SKILLS:

- addition facts
- subtraction facts
- fact fluency
- numbers 1-20

TIPS:

- Use the same picture for all teams OR give each group a unique one! It's possible to use this multiple days in a row: giving a different picture to each group every day.
- Let fast finishers complete multiple pieces, multiple pictures, or help another group finish.
- Assign for homework or morning work and then reveal the pictures as a fun surprise!
- A direction guide is included with additional suggestions!

PICTURE D: QUESTIONS			
Find the answer to each question. Then, color in the picture on the Color & Cut page.			
 $4+4$	 $15+3$	 $7+12$	 $5+6$
<i>red</i>	<i>blue</i>	<i>brown</i>	<i>gray</i>
 $10-8$	 $14-7$	 $6-1$	 $19-9$
<i>dark green</i>	<i>orange</i>	<i>light green</i>	<i>yellow</i>

Name: _____ PICTURE D THE LIFETIME LEARNER



WHAT'S INCLUDED?

5 ACTIVITIES

- 5 giant pictures & 5 unique worksheets
- 4 pieces per giant picture to color in
- 20 unique pieces to color in (5x4)

ANSWER KEYS

- Answer keys for all 5 question pages and coloring sets are provided.

DIRECTIONS

- A guide on how to use this with groups of 2-6 students.
- Ideas for tailoring it to your specific teaching style.
- Printing suggestions based on class size—this activity works for ANY number of students!


BENEFITS OF TEAM-BASED COLORING

- Easy to use
- Fun and effective for teamwork
- Print-and-go, no prep needed!
- Perfect for classroom or hallway displays
- Simple to differentiate
- Keeps students engaged

MORE OPTIONS:

Differentiate by grabbing math for multiple grade levels!

Or, add in some reading practice to your review!



When you purchase a Mega Bundle, you save BIG off the price of the individual resources!

