

Learning feels more fun when kids collaborate!

INTRODUCING...

TEAM-BASED COLORING!

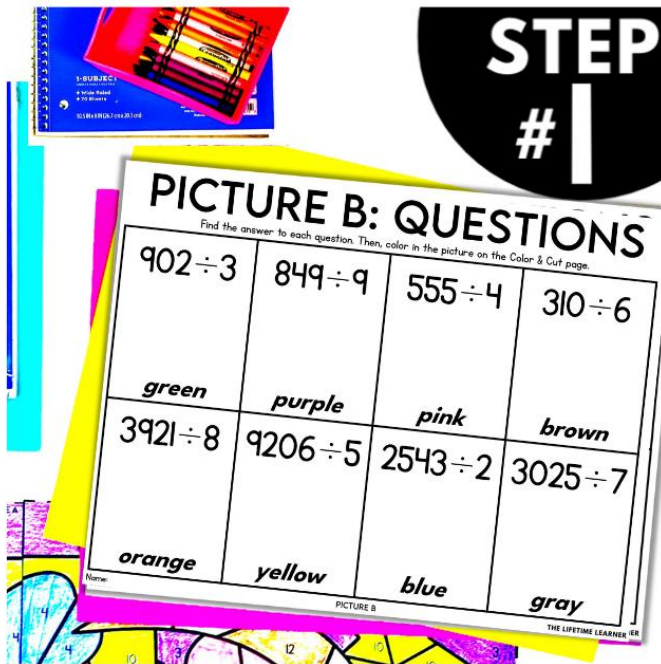


PICTURE B: QUESTIONS

Find the answer to each question. Then, color in the picture on the Color & Cut page.

$902 \div 3$	$849 \div 9$	$555 \div 4$	$310 \div 6$
<i>green</i>	<i>purple</i>	<i>pink</i>	<i>brown</i>
$3921 \div 8$	$9206 \div 5$	$2543 \div 2$	$3025 \div 7$

HERE'S HOW IT WORKS...



STEP 1: Students complete the long division worksheet as a team.

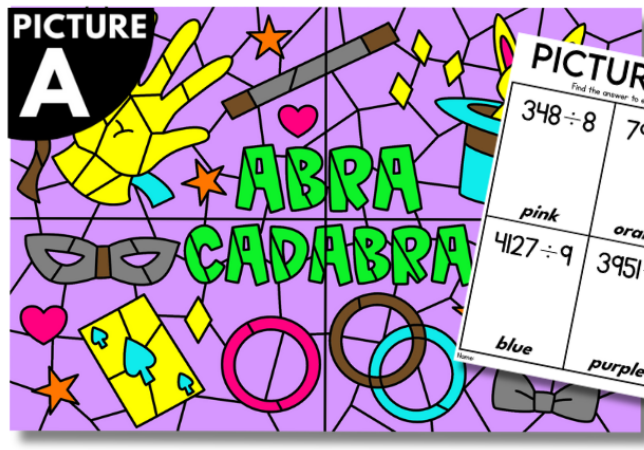
STEP 2: Each student colors in a different piece and cuts it out.

STEP 3: All pieces are put together to reveal the mystery picture!

And the coolest part?

5 PICTURES ARE INCLUDED!

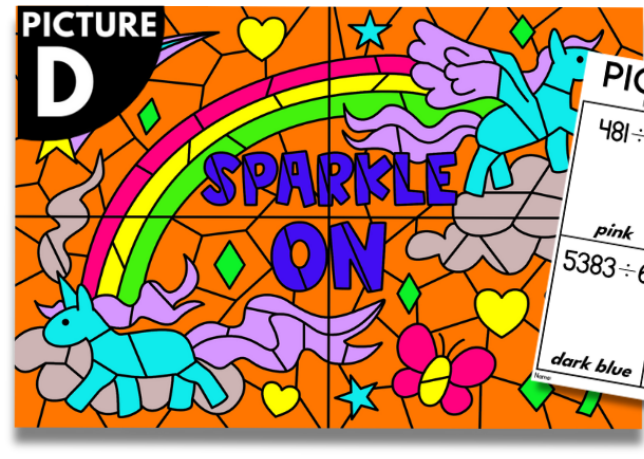
PICTURE A



PICTURE A: QUESTIONS
Find the answer to each question. Then, color in the picture on the Color & Cut page.

$348 \div 8$	$793 \div 3$	$205 \div 2$	$693 \div 4$
pink	orange	yellow	green
$4127 \div 9$	$3951 \div 5$	$2519 \div 6$	$5023 \div 7$
blue	purple	gray	brown

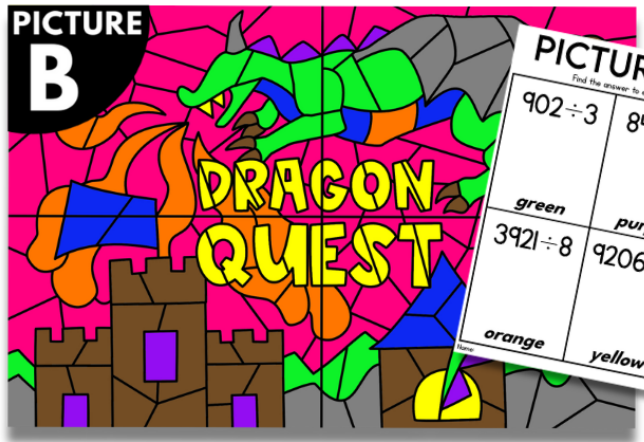
PICTURE D



PICTURE D: QUESTIONS
Find the answer to each question. Then, color in the picture on the Color & Cut page.

$481 \div 2$	$729 \div 8$	$357 \div 4$	$904 \div 7$
pink	green	gray	light blue
$5383 \div 6$	$7640 \div 3$	$2915 \div 9$	$4837 \div 5$
dark blue	purple	yellow	orange


PICTURE B



PICTURE B: QUESTIONS
Find the answer to each question. Then, color in the picture on the Color & Cut page.

$902 \div 3$	$849 \div 9$	$555 \div 4$	$310 \div 6$
green	purple	pink	brown
$3921 \div 8$	$9206 \div 5$	$2543 \div 2$	$3025 \div 7$
orange	yellow	blue	gray


PICTURE E



PICTURE E: QUESTIONS
Find the answer to each question. Then, color in the picture on the Color & Cut page.

$612 \div 5$	$478 \div 3$	$835 \div 7$	$293 \div 8$
green	purple	yellow	gray
$1277 \div 4$	$5498 \div 9$	$8063 \div 2$	$3945 \div 6$
orange	brown	blue	pink

PICTURE C



PICTURE C: QUESTIONS
Find the answer to each question. Then, color in the picture on the Color & Cut page.

$247 \div 5$	$583 \div 8$	$917 \div 4$	$302 \div 3$
yellow	brown	orange	green
$1427 \div 7$	$3659 \div 2$	$7491 \div 6$	$2083 \div 9$
pink	gray	blue	purple

EVERY GROUP RECEIVES:

- a different set of questions
- a unique picture to put together!

IDEAS HOW TO USE:



PICTURE C: QUESTIONS
Find the answer to each question. Then color in the picture on the Color & Cut page.

$247 \div 5$	$583 \div 8$	$917 \div 4$	$302 \div 3$
yellow	brown	orange	green
$1427 \div 7$	$3659 \div 2$	$7491 \div 6$	$2083 \div 9$
pink	gray	blue	purple

PICTURE E: QUESTIONS
Find the answer to each question. Then color in the picture on the Color & Cut page.

$612 \div 5$	$478 \div 3$	$835 \div 7$	$293 \div 8$
green	purple	yellow	gray
$1277 \div 4$	$5498 \div 9$	$8063 \div 2$	$3945 \div 6$
orange	brown	blue	pink



- ✓ in table groups *(display pictures around room or in hallway when complete!)*
- ✓ small group time *(use a different picture with each group you meet with)*
- ✓ sub activity *(let your class review a concept while you're away!)*
- ✓ partners *(each student colors in 2 pieces)*
- ✓ center rotations *(put a new picture in your centers each week!)*
- ✓ review days *(have each group complete multiple pictures for extra practice)*
- ✓ mystery activity *(detailed directions inside!)*

UP CLOSE LOOK!



INCLUDED SKILLS:

Long Division:

- WITH remainders
- 3 digit by 1 digit
- 4 digit by 1 digit

TIPS:

- Use the same picture for all teams OR give each group a unique one! It's possible to use this multiple days in a row: giving a different picture to each group every day.
- Let fast finishers complete multiple pieces, multiple pictures, or help another group finish.
- Assign for homework or morning work and then reveal the pictures as a fun surprise!
- A direction guide is included with additional suggestions!

PICTURE B: QUESTIONS			
Find the answer to each question. Then, color in the picture on the Color & Cut page.			
$902 \div 3$	$849 \div 9$	$555 \div 4$	$310 \div 6$
<i>green</i>	<i>purple</i>	<i>pink</i>	<i>brown</i>
$3921 \div 8$	$9206 \div 5$	$2543 \div 2$	$3025 \div 7$
<i>orange</i>	<i>yellow</i>	<i>blue</i>	<i>gray</i>

Name: _____ PICTURE B THE LIFETIME LEARNER



WHAT'S INCLUDED?

5 ACTIVITIES

- 5 giant pictures & 5 unique worksheets
- 4 pieces per giant picture to color in
- 20 unique pieces to color in (5x4)

ANSWER KEYS

- Answer keys for all 5 question pages and coloring sets are provided.

DIRECTIONS

- A guide on how to use this with groups of 2-6 students.
- Ideas for tailoring it to your specific teaching style.
- Printing suggestions based on class size—this activity works for ANY number of students!

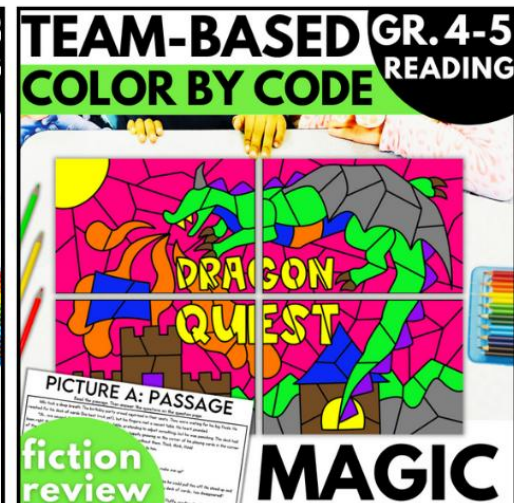
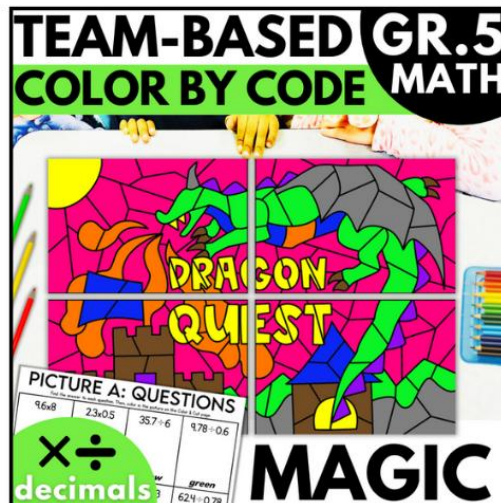
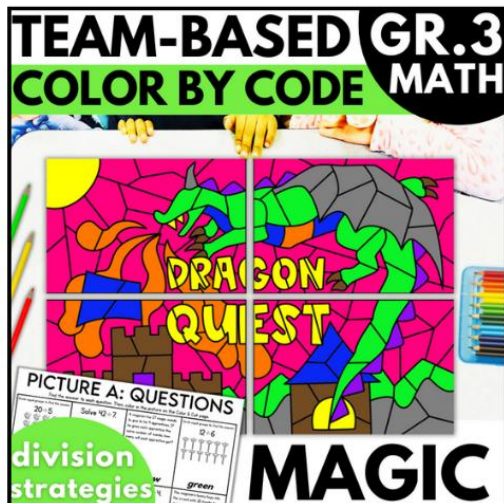
BENEFITS OF TEAM-BASED COLORING

- Easy to use
- Fun and effective for teamwork
- Print-and-go, no prep needed!
- Perfect for classroom or hallway displays
- Simple to differentiate
- Keeps students engaged

MORE OPTIONS:

Differentiate by grabbing math for multiple grade levels!

Or, add in some reading practice to your review!



When you purchase a Mega Bundle, you save BIG off the price of the individual resources!

